



SEERBOE HAZARDOUS CLASS, VANDAL-RESISTANT EXIT SIGN | BAA



Hazardous: Class I, Div. 2, Groups A, B, C, D / vandal resistant meets BAA requirements  

SPECIFICATIONS INTERNAL

- Standard 120/277VAC input on all versions. Self Powered (SA) models use maintenance free, Nickel Cadmium batteries that provide a minimum 90 minutes emergency duration.

SPECIFICATIONS EXTERNAL

- The durable NEMA 4X fiberglass enclosure is corrosion and vandal-resistant. The housing is fully gasketed and is supplied standard in an industrial gray finish. The SEERBOE can be surface mounted on a wall. Offered in a single face version only. Removable chevrons are standard. The Self Powered (SA) comes standard with and LED status indicator and a magnetic test switch.

SPECIFICATIONS ELECTRICAL

- The SEERBOE is configured with high output, high efficiency red or green LEDs that consume less than 2W. Universal 120/277VAC input. Magnetic test switch and monitor LED. The SEERBOE is designed with a maintenance free, nickel cadmium battery providing a minimum emergency duration of 90 minutes. Optional 120 minute nickel-cadmium batteries are available. Recharge time of the battery is twenty-four [24] hours. Operating temperature 10°C up to 40°C.

INSTALLATION

- The durable NEMA 4X rated fiberglass housing allows for installations in hazardous environments. The external mounting feet ensure the integrity of the enclosure. The ROBUSTO EXIT is designed for surface wall mounting.

LISTINGS AND WARRANTY

- 5-year Factory warranty. Lamps are not covered under the warranty. Deliberate damage, misuse, improper installation effectively cancel the warranty.
- Approved for use in Class I, Division 2, Groups A, B, C and D: T2B area classification. In addition, the SEERBOE is also suitable for Class I, Zone 2, IIA, IIB & IIC: T1 & T2 area classification



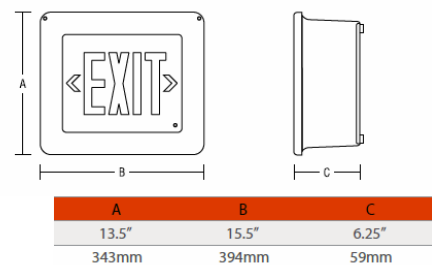
SPECIFICATIONS MECHANICAL

- The SEERBOE housing is constructed from durable, corrosion resistant fiberglass. The NEMA 4X housing is fully gasketed for harsh and hazardous locations. The front access panel/door is hinged for trouble-free installation and maintenance. The EXIT face is made from a high clarity, clear polycarbonate that has been painted gray on the internal side only, making the unit highly scratch resistant. Field removable chevrons are standard. Special wording / graphics are available, please specify.

AUTOTEST

- The Autotest feature automatically performs a 5 minute discharge test monthly. Every 6 months, two 90 minute discharge tests are performed 24 hours apart. This tests both the battery capacity and recharge capability. The status of the SEERBOE is communicated clearly with a single, multi-color LED indicator.

DIMENSIONS



ORDERING INFORMATION

Sample Part Number: **SEERBOE-SA-LR-1-W-TP**

SERIES	MODEL	LED	# OF FACES	MOUNTING	VOLTAGE	OPTIONS
SEERBOE	HT (AC Only) SA (Self-powered)	LR (red) RG (green)	1 (Single)	Wall (Wall)	120/277VAC	AT (autotest) FL (ashing alarm) TP (tamper proof screws) SW (special wording- specify) 2CK (dual circuit) 120SP (120 min emergency) WG (wire guard)

NOTE: Product specifications subject to change without notice. Updated 08.2017