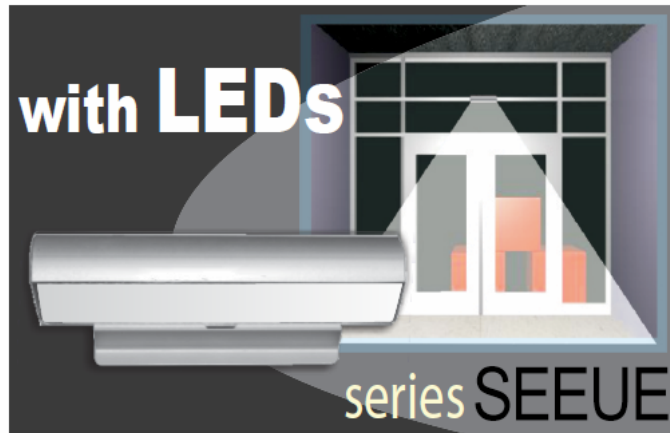


## The Brightest Idea is Emergency Lighting with LEDs

### GENERAL DESCRIPTION

Operating in emergency mode or optional normal-on, this fixture is designed to mount directly on structural mullion beams used in typical glass-fronted entrances, with vertical surface as small as 2". This fixture has full 90° cut-off and will provide efficient emergency lighting in front of egress doorways, or along extended pathways.



### CONSTRUCTION

- Rugged extruded aluminum housing with stainless hardware is corrosion proof.
- Wet location listed UL 924. Certified IP66.
- Uniform, high brightness lighting over the path of egress.
- Full 90° cut-off.
- Three versions are available:  
**RE** = Central Battery System Series CBS or other qualified source 12V- 24 VDC.  
**BB** = Battery backup from Remote Battery Supply Series RPS.  
**AC** = 120/ 277 VAC supply.

### ELECTRONICS

- Dual operation from either a battery or optional normally on power source.
- Lamps are connected in parallel-series strings, as required to meet requirements of NEC and Life Safety Codes. Lighting continues even after failure of one lamp or circuit.

### ENERGY EFFICIENT OPERATION

- Dual function operation for optional normally on night or security lighting as well as emergency lighting.
- Very low power consumption in optional night/ security mode. The security lighting circuit is independent of emergency lighting and may be switched manually, by an exterior photocell, or other automatic means.
- Over 50,000 hour lamp life in normal use.
- IES photometric data available for all models.

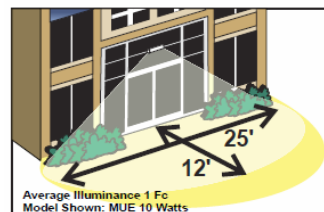
### LISTINGS AND WARRANTY

- Manufactured and tested to UL Standard 924 and NFPA Life Safety Code 101.
- 5 year total customer satisfaction warranty. For Details see product catalog technical data section.
- SUITABLE FOR WET LOCATIONS AMBIENT TEMPERATURE LIMITS: -40° C to +50° C

### SUGGESTED SPECIFICATIONS

- Supply and install the MOONLITE LED Series SEEUE Mullion mount emergency lighting fixture manufactured by Emergensee. The SEEUE assembly shall be listed for installation in wet locations in compliance with UL 924 and IP66 standards and shall be capable of operating from the remote power supply Series RPS, the Emergensee central battery system Series CBS, or from other remote power sources supplying 12-24 VDC or VAC. Upon loss of AC building power, emergency models shall operate for a minimum of 90 minutes in compliance with UL Standard 924 and NFPA 101.

### SPACING GUIDE



NOTE: FOR REFERENCE ONLY. STANDARD REFLECTANCES 80%/20. NOT RESPONSIBLE FOR SPECIFIC CONDITIONS THAT MAY ALTER THE RESULTS.  
Contact us for layout assistance.  
Code Compliant Emergency lighting layouts provided free of charge!



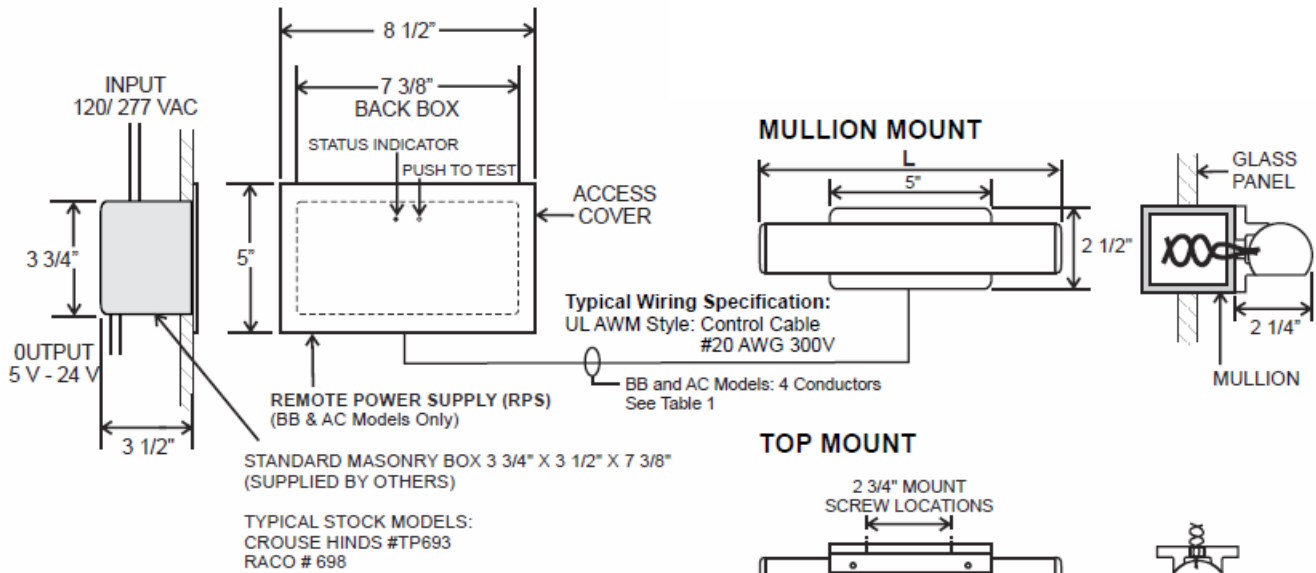
### ORDERING INFORMATION

Sample Part Number: **SEEUE-BB-10-W-DG**

MODEL	OPERATION	POWER	HOUSING COLOR	MOUNT	OPTIONS
SEEUE	RE= Central Battery or other 12-24 VDC Remote Source BB= Battery Backup (Includes RPS) AC= No Battery (Includes RPS)	10= 10 Watts Emergency & Normal On Power 20= 20 Watts Emergency & Normal On power (RE & AC Models Only)	W= Satin White A= Aluminum B= Dark Bronze X= Custom	T= Top W= Wall	DG= Self- Test Diagnostics (BB Models Only) SW= Security Lighting with Control Switch 2HT= 2" Canopy Height 5HT= 5" Canopy Height

NOTE: Product specifications subject to change without notice. Updated 08.2017

# MOUNTING & DIMENSIONS



**TABLE 1**

MAX WIRING LENGTH FROM RPS TO FIXTURE BB & AC Models	
WIRING SIZE AWG	LENGTH (FT)
	BB & AC
#20	100
#18	170
#16	225

**LENGTH TABLE**

POWER	L
10 Watts	10"
20 Watts*	21"

\*RE & AC Models Only

## SECURITY LIGHTING CONTROL

**RE Models:** Requires SEC Option 'S' with CBS

**BB Models:** Requires Option 'SW' for connection to 120 VAC

**BB-DG Models:** Requires Option 'SW' for connection to 120/ 277 VAC

## RPS SELF-TEST DIAGNOSTIC FUNCTIONS BB MODELS WITH DG FUNCTION

STATUS	LED DISPLAY
NORMAL FULL CHARGE	GREEN ON
NORMAL F. AST CHARGE	ORANGE ON
FAILED BATTERY	RED FLASH F AST
FAILED LAMP	GREEN FLASH
FAILED TRANSFER	ORANGE FLASH
FAILED CHARGER	RED FLASH SL CW