

# TUDOR COLLECTION

## SPECIFICATIONS

- 120V INPUT VOLTAGE, 50/60Hz
- HIGH POWER FACTOR
- AMBIENT OPERATING TEMPERATURE -40°C (-40°F) TO +50°C (122°F)
- ESTIMATED 50,000 HRS L<sub>70</sub>\*
- 5 YEAR WARRANTY
- DIMMABLE
- MOLDED OF DURABLE NON-CORROSIVE UV RESISTANT RESINS
- ACRYLIC DIFFUSER
- POST TOPS FIT MOST 3 INCH DIAMETER POSTS (NOT INCLUDED)
- UL LISTED FOR WET LOCATIONS
- STANDARD PACK QTY: 6



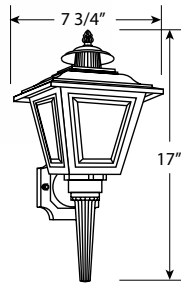
RoHS compliant



FT131

SHOWN WITH  
OPTIONAL  
BRASS TRIM

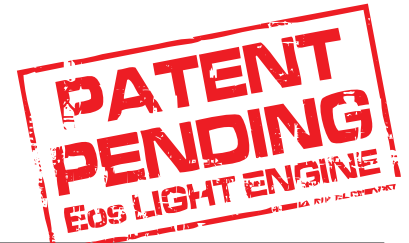
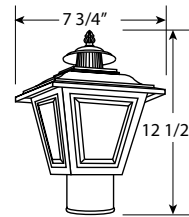
1 PIECE BASE  
HCMT: 10 1/2"




EXTENDS: 8"



FT231



EXAMPLE # FT231-LE800C-BC

STYLE #	SOURCE/WATTAGE	LUMENS/CCT	BODY	LENS	OPTIONS
FT231 = POST	LE800 = 13W POWER INPUT CRI = 80 (TYP) >65 LUMENS PER WATT **	W = 900lm 3000K C = 1000lm 4000K	B = BLACK W = WHITE	C = CLEAR W = WHITE F = FROSTED	
FT131 = LONG	LE800 = 13W POWER INPUT  CRI = 80 (TYP) >65 LUMENS PER WATT **	W = 900lm 3000K C = 1000lm 4000K	B = BLACK W = WHITE	C = CLEAR W = WHITE F = FROSTED	P = PHOTOCELL

LE800 LED REPLACEMENT PARTS	
L08-AC120R-W	= 900 LUMEN 3000K ARRAY
L08-AC120R-C	= 1000 LUMEN 4000K ARRAY

\* DATA PER LM79/LM80/TM21 AVAILABLE UPON REQUEST

\*\* ESTIMATED FROM LED SOURCE



PROlite LED Lighting™

A Division of Emergensee® Lighting, Inc.