

Job Name: _____

Type: _____


Part #: _____

Notes: _____

SEE700LPTD

LOW PROFILE FLUORESCENT EMERGENCY BALLAST 700 LUMENS

STANDARD



ILLUMINATION

- Works with or without an AC ballast to convert new or existing fluorescent fixtures in to unobtrusive emergency lighting.
- Operates one lamp in the emergency mode for a minimum of 90-minutes.
- Provides a maximum initial lumen output of 700 lumens.

ELECTRICAL

- Dual 120/277 voltage.
- Charge rate/power "ON" LED indicator light and push-to-test switch for mandated code compliance testing.
- 6V long life, maintenance-free, rechargeable sealed NiCd battery.
- Internal solid-state transfer switch automatically connects the internal battery to fluorescent lamp for minimum 90-minute emergency illumination.
- Fully automatic solid-state, two rate charger initiates battery charging to recharge a discharged battery in 24 hours.
- AC output ensures compatibility with newer lamp technologies and helps prolong lamp life.
- Time delay enhancement to overcome end-of-life circuit protection.

MOUNTING

- Suitable for installation inside, on top or in remote* of the fixture.
- Can be used in both switched and unswitched fixtures.
- UL Listed for factory or field installation.

HOUSING

- Low profile galvanized steel construction.
- Compact design fits most fluorescent fixtures.

ORDERING INFORMATION


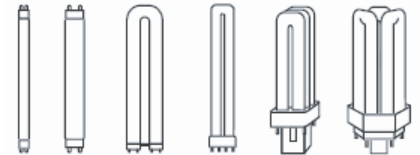
*When battery packs are remote mounted, the remote distance cannot exceed 1/2 of the distance from ballast to lamp specified by the A.C. ballast manufacturer. The maximum allowable remote mounting distance is 50 feet.

LISTINGS AND WARRANTIES

- Five year warranty against defects in material and workmanship (lamps excluded).
- Meets UL924, NFPA 101 Life Safety Code, NEC, OSHA, Local and State Codes.
- UL Listed for damp locations (0°C – 50°C).
- Suitable for use in sealed and gasketed fixtures.

LAMP COMPATIBILITY

- Compatible with most one-, two-, three-, and four-lamp electronic, standard and dimming AC ballasts.
- Operates one or two T5, T5HO, T8, T12, Circular T5/T9, Ubend T8/T12, 4-Pin CFL and long CFL lamps in emergency mode. Refer to the chart on the next page for a complete list of compatible lamps.



Sample Part Number: **SEE700LPTD**

MODEL	DESCRIPTION
SEE700LPTD	700 Lumens Low-Profile Fluorescent Emergency Ballast with Time Delay