

Spec Grade
PROlite LED Lighting

A Division of Emergensee® Lighting, Inc.

TYPE: _____ DATE: _____

JOB NAME: _____

CONTRACTOR: _____

CATALOG NO: _____

NOTES: _____

HiLumen Amber Round Flat Bollards



The LEPG HiLumen Amber Bollards are designed to provide a direct 1-to-1 replacement for 35w Low Pressure Sodium (LPS) lighting systems. These fixtures are ideal for retail centers, industrial parks, schools and universities, public transit and airports, office buildings and medical facilities.

Specifications and Features:

Housing: Extruded Aluminum Housing with Flush Mounting Base & Vandal-Resistant Screws, Flat Top, Internal Ballast Tray for Easy Maintenance. Bollards Can Be Cut to Custom Lengths Upon Request.

Listing & Ratings: CSA: Listed for Wet Locations, ANSI/UL 1598, 8750; IP65 Sealed LED Compartment.

Finish: Textured Architectural Bronze or Black Powdercoat Finish Over a Chromate Conversion Coating. Custom Colors Available Upon Request.

Style: Clear Prismatic Borosilicate Glass Refractor, Specially Designed Cone Reflector or Internal Louvers

Lens: Clear UV-Stabilized Polycarbonate Vandal-Resistant Lens

Mounting Options: Mounting Kit with 8" Anchor Bolts, Included.

HiLumen Amber LED: Aluminum Boards

Wattage: Array: 15w, System: 16.5w; (35w SOX LPS Replacement)

Driver: Electronic Driver, 120-277V, 50/60Hz; Less Than 20% THD and PF>0.90. Standard Internal Surge Protection 2kV. 0-10V Dimming Standard for a Dimming Range of 100% to 10%; Dimming Source Current is 150 Microamps.

Controls: Fixtures Ordered with Factory-Installed Motion Sensor Controls are Internally Wired for Switching and/or 1-10V Dimming Within the Housing. Remote Direct Wired Interface of 1-10V Dimming is Not Implied and May Not Be Available, Please Consult Factory. Fixtures are Tested with LEPG Controls and May Not Function Properly With Controls Supplied By Others. Fixtures are NOT Designed for Use with Line Voltage Dimmers.

Warranty: 5-Year Warranty for -40°C to +40°C Environment.

Order Information:

Model	Optics	Wattage	Driver	CCT	Color	Height	Options
	F	1X15	U	HA			
PBOFGQ =HiLumen Amber Round Flat Top Bollard with Glass	F =Wide Beam Spread	1X15 =15w	U =120-277V	HA =HiLumen Amber	Z =Bronze B =Black C =Custom (Consult Factory)	(Leave Blank) =42" Standard Height 36 =36" Height 30 =30" Height	SF =Single Fuse (120-277V Only)
PBOFRLQ =HiLumen Amber Round Flat Top Bollard with LED Cone Reflector							DF =Double Fuse (120-277V Only)
PBOFRWQ =HiLumen Amber Round Flat Top Bollard with White LED Cone Reflector							SP =Surge Protection
PBOFLQ =HiLumen Amber Round Flat Top Bollard with Louvers							GF1 =GFCI Outlet, 15A, 120V GSB =180° Glare Shield, Black GSZ =180° Glare Shield, Bronze GSC =180° Glare Shield, Custom Color (Consult Factory) S3 =Internal Microwave Sensor (120-277V Only) BU =Battery Backup, 90 Minutes



Shown with "S3" Sensor



Glass PBOFGQ



Shown with GFCI



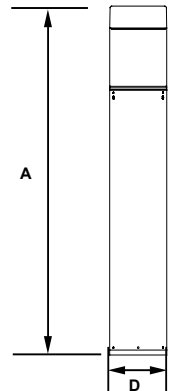
LED Cone Reflector PBOFRLQ




Louvers ABOFLQ

Dimensions:

Diameter (D) 7" (178mm)
Height (A) 41 5/8" (1,057mm)





Spec Grade
PROlite LED Lighting

A Division of Emergensee® Lighting, Inc.

TYPE: _____ DATE: _____

JOB NAME: _____

CONTRACTOR: _____

CATALOG NO: _____

NOTES: _____

Accessories & Replacement Parts:



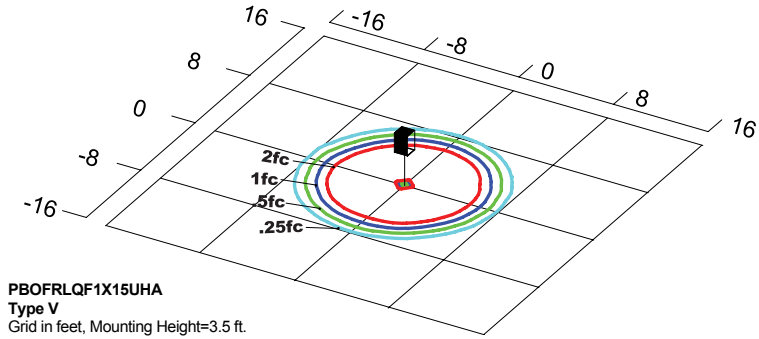
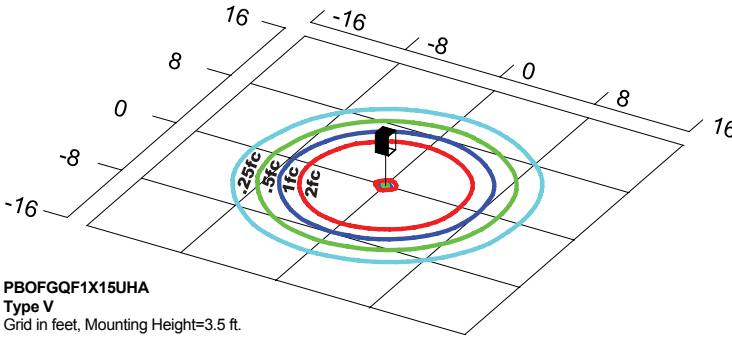
Mounting Accessories (Order Separately, Field Installed)	
BOLAN4	Mounting Kit, Includes Bracket & Three (3) 4" Anchor Bolts
BOLAN8	Mounting Kit, Includes Bracket & Three (3) 8" Anchor Bolts
BOLAN12	Mounting Kit, Includes Bracket & Three (3) 12" Anchor Bolts
BOLAN15	Mounting Kit, Includes Bracket & Three (3) 15" Anchor Bolts
BREBASE* Bollard Retrofit Base Kit Adapts New Bollards to Most Existing Bolt Patterns. Fits all LEPG Bollards. Die Cast with Powdercoat Finish, Hardware Included. 11½" Dia. x 1½" H	
*Specify Color: Z=Bronze, B=Black, C=Custom (Consult Factory)	

Accessories (Order Separately, Field Installed)	
P17122	Remote Programming Tool for P17121

Replacement Parts (Order Separately, Field Installed)	
P17121	Internal Microwave Sensor (120-277V Only)
BOLPC	Replacement Round UV-Stabilized Polycarbonate Vandal-Resistant Lens
BORBASE*	Die Cast Base Plate with Powdercoat Finish Over a Chromate Conversion Coating.
BOADP1	Adapter Plate with Gaskets for Outlet Boxes. Fits LEPG Round Bollards. Die Cast with Bronze Powdercoat Finish.
*Specify Color: Z=Bronze, B=Black, C=Custom (Consult Factory)	
For Replacement Battery Backup, see the LEPG LED Battery Backup Specification Sheet.	

*Shown Mounted

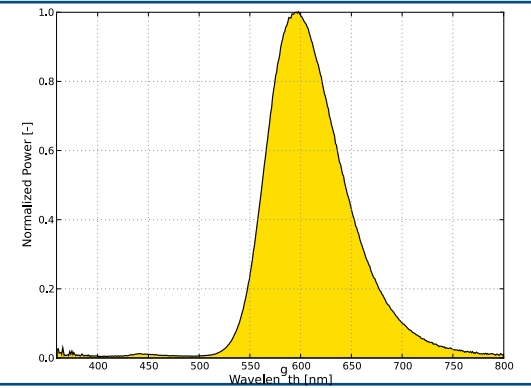
Photometric Data



Photometric Performance

LED Board Watts	Drive Current (mA)	Input Watts	Optics	HiLumen Amber				
				Lumens	LPW	B	U	G
HiLumen Amber 15w	116	17	BOFG Glass	883	52	1	3	1
			BOFL Louvers	595	35	0	2	0
			Cone Reflectors	1,178	69	1	3	1

Spectral Chart



Projected Lumen Maintenance

Data shown for HiLumen Amber			Compare to LPS			
TM-21-11	Input Watts	Initial	25,000 Hrs	50,000 Hrs	100,000 Hrs	Calculated L70@ 25°C
L70 Lumen Maintenance @ 25°C / 77°F	17	1.00	0.95	0.90	0.80	147,000
TM-21-11	Input Watts	Initial	25,000 Hrs	50,000 Hrs	100,000 Hrs	Calculated L70@ 50°C
L70 Lumen Maintenance @ 50°C / 122°F	17	1.00	0.89	0.78	0.55	67,000
TM-21-11	Input Watts	Initial	25,000 Hrs	50,000 Hrs	100,000 Hrs	Calculated L80@ 40°C
L80 Lumen Maintenance @ 40°C / 104°F	17	1.00	0.92	0.85	0.70	66,000