

Spec Grade  
**PROlite** LED Lighting

A Division of Emergensee® Lighting, Inc.

TYPE: \_\_\_\_\_ DATE: \_\_\_\_\_

JOB NAME: \_\_\_\_\_

CONTRACTOR: \_\_\_\_\_

CATALOG NO: \_\_\_\_\_

NOTES: \_\_\_\_\_

## HiLumen Amber Square Flat Bollards



The LEPG HiLumen Amber Bollards are designed to provide a direct 1-to-1 replacement for 35w Low Pressure Sodium (LPS) lighting systems. These fixtures are ideal for retail centers, industrial parks, schools and universities, public transit and airports, office buildings and medical facilities.

### Specifications and Features:

**Housing:** Extruded Aluminum Housing with Flush Mounting Base & Vandal-Resistant Screws, Flat Top, Internal Ballast Tray for Easy Maintenance. Bollards Can Be Cut to Custom Lengths Upon Request.

**Listing & Ratings:** CSA: Listed for Wet Locations, ANSI/UL 1598, 8750; IP65 Sealed LED Compartment

**Finish:** Textured Architectural Bronze or Black Powdercoat Finish Over a Chromate Conversion Coating. Custom Colors Available Upon Request.

**Style:** Clear Prismatic Borosilicate Glass Refractor, Specially Designed Cone Reflector or Internal Louvers

**Lens:** Clear UV-Stabilized Polycarbonate Vandal-Resistant Lens

**Mounting Options:** Mounting Kit with 8" Anchor Bolts, Included.

**HiLumen Amber LED:** Aluminum Boards

**Wattage:** Array: 15w, System: 16.5w; (35w SOX LPS Replacement)

**Driver:** Electronic Driver, 120-277V, 50/60Hz; Less Than 20% THD and PF>0.90. Standard Internal Surge Protection 2kV. 0-10V Dimming Standard for a Dimming Range of 100% to 10%; Dimming Source Current is 150 Microamps.

**Controls:** Fixtures Ordered with Factory-Installed Motion Sensor Controls are Internally Wired for Switching and/or 1-10V Dimming Within the Housing. Remote Direct Wired Interface of 1-10V Dimming is Not Implied and May Not Be Available, Please Consult Factory. Fixtures are Tested with LEPG Controls and May Not Function Properly With Controls Supplied By Others. Fixtures are NOT Designed for Use with Line Voltage Dimmers.

**Warranty:** 5-Year Warranty for -40°C to +40°C Environment.

### Order Information:



Glass  
PBOSFGQ



Shown with "S3"  
Sensor



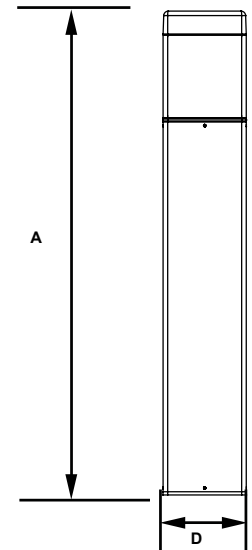
LED Cone Reflector  
PBOSFRLQ




Shown with  
GFCI

### Dimensions:

Length (D) 7" (177mm)  
Height (A) 41 3/8" (1,051mm)



Model	Optics	Wattage	Driver	CCT	Color	Height	Options
	<b>F</b>	<b>1X15</b>	<b>U</b>	<b>HA</b>			
<b>PBOSFGQ</b> =HiLumen Amber Square Flat Bollard with Glass Refractor	F=Wide Beam Spread	1X15=15w	U=120-277V	HA=HiLumen Amber	Z=Bronze B=Black C=Custom (Consult Factory)	(Leave Blank)=42" Standard Height 36=36" Height 30=30" Height	<b>SF</b> =Single Fuse (120-277V Only) <b>DF</b> =Double Fuse (120-277V Only) <b>SP</b> =Surge Protection <b>GF1</b> =GFCI Outlet, 15A, 120V <b>S3</b> =Internal Microwave Sensor (120-277V Only) <b>BU</b> =Battery Backup, 90 Minutes
<b>PBOSFRLQ</b> =HiLumen Amber Square Flat Bollard with LED Cone Reflector							
<b>PBOSFRWQ</b> =HiLumen Amber Square Flat Bollard with White LED Cone Reflector							
<b>PBOSFLSQ</b> =HiLumen Amber Square Flat Bollard with Square Louvers							



Spec Grade  
**PROlite** LED Lighting

A Division of Emergensee® Lighting, Inc.

TYPE: \_\_\_\_\_ DATE: \_\_\_\_\_

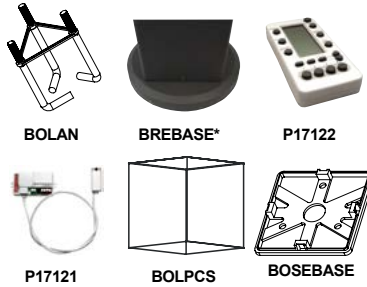
JOB NAME: \_\_\_\_\_

CONTRACTOR: \_\_\_\_\_

CATALOG NO: \_\_\_\_\_

NOTES: \_\_\_\_\_

**Accessories & Replacement Parts:**



\*Shown Mounted

Mounting Accessories (Order Separately, Field Installed)	
BOLAN4	Mounting Kit, Includes Bracket & Three (3) 4" Anchor Bolts
BOLAN8	Mounting Kit, Includes Bracket & Three (3) 8" Anchor Bolts
BOLAN12	Mounting Kit, Includes Bracket & Three (3) 12" Anchor Bolts
BOLAN15	Mounting Kit, Includes Bracket & Three (3) 15" Anchor Bolts
BREBASE*	Bollard Retrofit Base Kit Adapts New Bollards to Most Existing Bolt Patterns. Fits all LEPG Bollards. Die Cast with Powdercoat Finish, Hardware Included. 1 1/2" Dia. x 1 1/2" H

\*Specify Color: Z=Bronze, B=Black, C=Custom (Consult Factory)

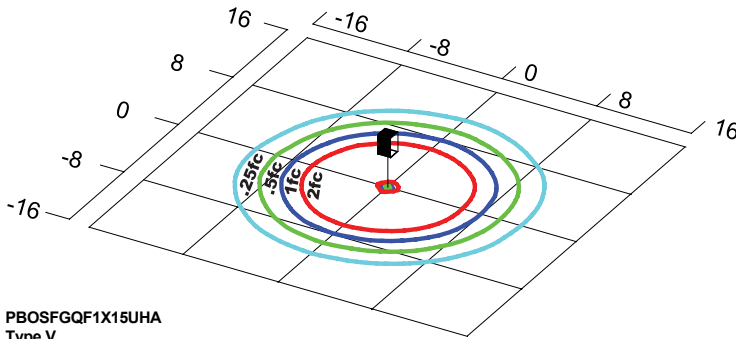
Accessories (Order Separately, Field Installed)	
P17122	Remote Programming Tool for P17121

Replacement Parts (Order Separately, Field Installed)	
P17121	Internal Microwave Sensor (120-277V Only)
BOLPCS	Replacement Square UV-Stabilized Polycarbonate Vandal-Resistant Lens
BOSBASE*	Die Cast Base Plate with Powdercoat Finish Over a Chromate Conversion Coating.

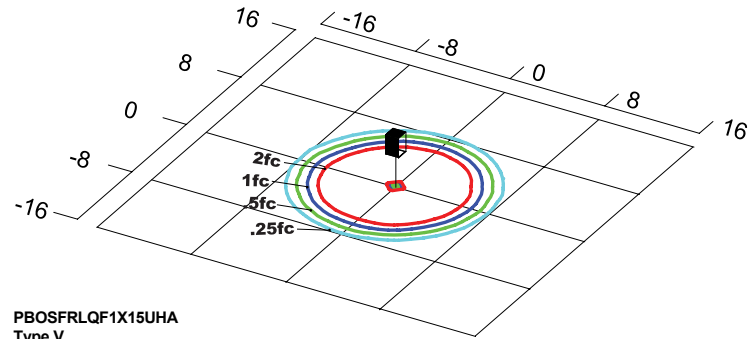
\*Specify Color: Z=Bronze, B=Black, C=Custom (Consult Factory)

For Replacement Battery Backup, see the LEPG LED Battery Backup Specification Sheet.

**Photometric Data**



PBOSFGQF1X15UHA  
Type V  
Grid in feet, Mounting Height=3.5 ft.

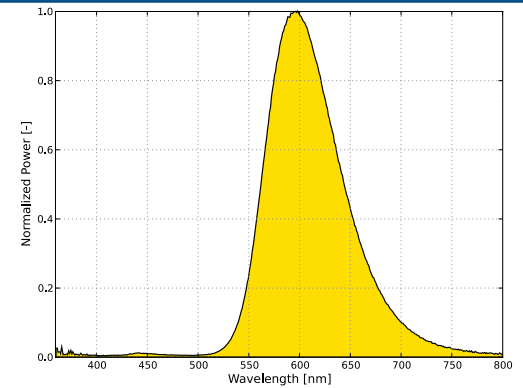


PBOSFRLQF1X15UHA  
Type V  
Grid in feet, Mounting Height=3.5 ft.

**Photometric Performance**

LED Board Watts	Drive Current (mA)	Input Watts	Optics	HiLumen Amber				
				Lumens	LPW	B	U	G
HiLumen Amber 15w	116	17	BOSFG Glass	883	52	1	3	1
			BOSFL Louvers	595	35	0	2	0
			Cone Reflectors	1,178	69	1	3	1

**Spectral Chart**



**Projected Lumen Maintenance**

Data shown for HiLumen Amber			Compare to LPS			
TM-21-11	Input Watts	Initial	25,000 Hrs	50,000 Hrs	100,000 Hrs	Calculated L70@ 25°C
L70 Lumen Maintenance @ 25°C / 77°F	17	1.00	0.95	0.90	0.80	147,000
TM-21-11	Input Watts	Initial	25,000 Hrs	50,000 Hrs	100,000 Hrs	Calculated L70@ 50°C
L70 Lumen Maintenance @ 50°C / 122°F	17	1.00	0.89	0.78	0.55	67,000
TM-21-11	Input Watts	Initial	25,000 Hrs	50,000 Hrs	100,000 Hrs	Calculated L80@ 40°C
L80 Lumen Maintenance @ 40°C / 104°F	17	1.00	0.92	0.85	0.70	66,000