

Spec Grade  
**PROlite** LED Lighting

A Division of Emergensee® Lighting, Inc.

TYPE: \_\_\_\_\_ DATE: \_\_\_\_\_

JOB NAME: \_\_\_\_\_

CONTRACTOR: \_\_\_\_\_

CATALOG NO: \_\_\_\_\_

NOTES: \_\_\_\_\_

## PSCM Commercial Canopy Series



### FEATURES & SPECIFICATIONS

#### Construction

- Rugged low-profile die-cast aluminum housing.
- Low profile 2" luminaire height and lightweight design target a broad range of applications and allow for easy installations.
- Access to optical chamber and driver housing for serviceability
- Fixtures are finished with a polyester powder coat to withstand extreme weather changes without cracking or peeling.
- Shipping weight: 17.5 lbs in carton.
- Suitable for wet locations.

#### Optical System

- Symmetrical distribution directs uniform light through a clear tempered glass lens with a diamond pattern on one side and smooth on the other for a soft focus effect.
- Available in 5000K, 4000K and 3000K color temperatures per ANSI C78.377.
- Minimum CRI of 70.

#### Electrical

- High-performance factory programmable driver features over-voltage, under voltage, short-circuit and over temperature protection with integral surge protection that meets IEEE C62.41.2 and ANSI C82.77
- 5 Location Category C Low standards. Optional 10kV surge protection meets Category C Medium location as per IEEE.
- 0-10 volt dimming (10% - 100%) standard.
- Standard Universal Voltage (120-277 VAC) Input 50/60 Hz or optional High Voltage (347-480V).
- L80 Calculated Life: >100k Hours (See Lumen Maintenance chart)
- Total harmonic distortion: <20%
- Operating temperature: -40°C to 40°C (-40°F to 104°F) when mounted using the Direct Mount (DM).
- Power factor: >0.90
- Input power stays constant over life.
- High-efficacy LEDs with integrated circuit board mount to the housing to maximize heat dissipation and promote long life.
- Driver components are fully encased in potting material for moisture resistance. Driver complies with FCC standards.

### ORDERING GUIDE

Model	Mounting	Light Package	Voltage	Color Temp	Finish	Controls	Accessories
<b>PSCMLESDDIM</b>							
	<b>P</b> - Pendant Mount 5ft Cord <b>DM</b> - Direct Mount	<b>8L</b> - 8,000 <b>13L</b> - 13,000 <b>15L</b> - 15,000 <b>20L</b> - 20,000	<b>UNV</b> - 120 - 277V <b>HV</b> - 347-480V	<b>50</b> - 5000K <b>40</b> - 4000K <b>30</b> - 3000K	<b>WHT</b> - White <b>BLK</b> - Black <b>BRZ</b> - Bronze	Blank - None <b>ALBCS1</b> - AirLink Blue Wireless Motion & Photo Sensor Controller (8-24' mounting height) <sup>1</sup> <b>ALBCS2</b> - AirLink Blue Wireless Motion & Photo Sensor Controller (25-40' mounting height) <sup>1</sup> <b>IMSBT1</b> - Integral Bluetooth™ Motion and Photocell Sensor max 8-24' mounting height <sup>2,3</sup> <b>IMSBT2</b> - Integral Bluetooth™ Motion and Photocell Sensor max 25-40' mounting height <sup>2,3</sup> <b>SP1</b> - Surge Protection 10kV	<b>See next page</b>



#### Installation

- Aluminum locking collar and gasket utilized for pendant installation. Order stem as an accessory
- Direct mount to surface or recessed J Box with hardware bracket provided.

#### Warranty


- LED Fixtures carry a 5-year Warranty.

#### Listing

- Listed to UL 1598 and UL 8750.
- Meets Buy American Act requirements.
- IP66 Rated Luminaire
- State of California Title 24 Compliant with IMSBT option.
- DesignLights Consortium® (DLC) qualified product. Not all versions of this product may be DLC qualified.

#### Controls

- Optional integral passive infrared Bluetooth™ motion and photocell sensor (see page 4 for more details). Fixtures operate independently and can be commissioned via iOS or Android configuration app
- AirLink™ wireless control system options reduce energy and maintenance costs while optimizing light quality 24/7.



Spec Grade  
**PROlite** LED Lighting

A Division of Emergensee® Lighting, Inc.

TYPE: \_\_\_\_\_ DATE: \_\_\_\_\_

JOB NAME: \_\_\_\_\_

CONTRACTOR: \_\_\_\_\_

CATALOG NO: \_\_\_\_\_




NOTES: \_\_\_\_\_

### Accessory Ordering Information (Field Installed)



Description	Order Number
Bird Guard Kit, White	697691

Accessories available in white (WHT), black (BLK) and bronze (BRZ); other custom finishes available may require longer lead-times.

### Pendant Accessories (Field Installed)

Description	Order Number	Image
3/4"(19mm) Top Decorative Box Cover Aligner	<b>BC600 3</b>	
3/4"(19mm) Top Round Box Cover Aligner Zinc plated standard	<b>BC585</b>	
3/4"(19mm) Top Square Box Cover Aligner Zinc plated standard	<b>BC585SQ</b>	

### Stem Accessories (Field Installed)

Description	Order Number	Image
3/4" x 6" (19mmx152mm) Aluminum Stem	<b>ST 6 3</b>	
3/4" x 12" (19mmx .4m) Aluminum Stem	<b>ST 12 3</b>	
3/4" x 18" (19mmx .5m) Aluminum Stem	<b>ST 18 3</b>	
3/4" x 24" (19mmx .6m) Aluminum Stem	<b>ST 24 3</b>	
3/4" x 36" (19mmx .9m) Aluminum Stem	<b>ST 36 3</b>	
3/4" x 48" (19mmx 1.2m) Aluminum Stem	<b>ST 48 3</b>	
3/4" (19mm) Aluminum Stem Coupler	<b>COP 3</b>	

## PERFORMANCE

DELIVERED LUMENS*											
Lumen Level	Distribution	3000K			4000K			5000K			Avg. Wattage
		Delivered Lumens	Efficacy	BUG Rating	Delivered Lumens	Efficacy	BUG Rating	Delivered Lumens	Efficacy	BUG Rating	
8L	SC	7010	125	B2-U0-G1	7983	145	B3-U0-G1	7983	145	B3-U0-G1	56
13L	SC	11758	137	B3-U0-G1	13039	153	B3-U0-G1	13039	153	B3-U0-G1	86
15L	SC	13927	125	B3-U0-G1	15630	141	B3-U0-G1	15630	141	B3-U0-G1	111
20L	SC	17968	122	B4-U0-G1	19989	137	B4-U0-G2	19989	137	B4-U0-G2	147

\*LEDs are frequently updated therefore values are nominal.

ELECTRICAL DATA - Current Draw AMPS*							
Lumen Level	Wattage	120V	208V	240V	277V	347V	480V
8L	56	0.47	0.27	0.23	0.20	0.16	0.12
13L	86	0.72	0.41	0.36	0.31	0.25	0.18
15L	111	0.93	0.53	0.46	0.40	0.32	0.23
20L	147	1.23	0.71	0.61	0.53	0.42	0.31

\*Electrical data at 25°C (77°F). Actual wattage may differ by +/-10%.

RECOMMENDED LUMEN MAINTENANCE - SCM 20L <sup>1</sup>					
Ambient Temperature	Initial <sup>2</sup>	25K hrs. <sup>2</sup>	50K hrs. <sup>2</sup>	75K hrs. <sup>3</sup>	100K hrs. <sup>3</sup>
25	100%	95%	90%	85%	80%
30	100%	95%	89%	84%	79%
35	100%	94%	89%	83%	78%
40	100%	94%	88%	83%	77%
45	100%	94%	87%	82%	76%
50	100%	93%	87%	81%	75%