Spec Grade
PROlite LED Lighting™
A Division of Emergensee® Lighting, Inc.

Job Name:
Type:
Part #:
Notes:

PCUBE4

ARCHITECTURAL LINEAR

The PCUBE4 is a featured Architectural Linear fixture. Housing is formed by cold-rolled steel with a highly reflective die-formed white painted steel reflector. The snap-in acrylic lens has a matte finish and a diffuser (.125" thick) which is removable for LED module replacement. It is used for multiple applications such as commercial, general office, banking, retail and educational environments.

MOUNTING:

- Pendant, surface and wall mount.

LED:

- High quality array LEDs.
- LM80
- Color Temperature: 2700/3000/3500/4000/ 5000 (K), and tunable white -275 (2700~5000K).
- Color Rendering Index: > 80 (optional>90).
- Nominal Lamp Life: 100,000 hours.
- Reported L70 hours: +60,000 (55°C).

ELECTRICAL:

- High power factor electronic driver, operate from a 120 ~ 277 Vac input range, 50 / 60 Hz.
- Features included over voltage protection, surge, short circuit protection and over load protection.
- Power Factor: typical > 0.95, THD <20, meets Class1 or Class 2 circuit.
- 0-10V dimmable driver as standard.
- 0-10VDC dimming 1%~100%.
- Operating temperature: -4°F (-20°C) ~ 122°F (50°C).
- <ELCU-200>
- Guarantees emergency lighting remains ON or is turned on when power to the control device is lost.
- Interfaces with fire alarm panel or security system.
- "Watchdog" feature allows emergency loads to be controlled in tandem with normal power loads.
- UL listed for use in emergency circuits.

FINISH:

- Standard powder-coat textured white painted finish on exposed trim, consult factory for custom colors.
- Comes with snap-in acrylic lens as standard.

LISTING:

- UL / CUL listed.
- Listed to UL 1598 and UL 8750.
- UL listed for dry & damp location.
- DLC listed. [35]
- CEC Compliant EM (please contact for more information)
- Assembled in USA (optional)
- 5 years limited warranty.
- RGB+W has 2 years limited warranty.
- 7 or 10 years limited warranty (optional). [8]

SPECIFICATIONS:

Width: 4 (101)
Depth: 4 (101)

All dimensions are in inches (millimeters).

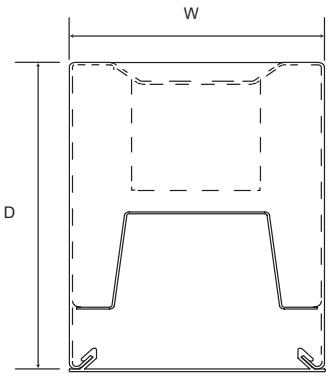

OUTPUT CURRENT

		Bi-Level		Tri-Level (Default)	
SW1	SW2	Config Range	Default	Config Range	Default
Close	Open	10% - 70%	40%	10% - 70%	30%
Open	Close	10% - 70%	40%	10% - 70%	70%
Close	Close	100%	100%	100%	100%
Open	Open	0%	0%	0%	0%

WEIGHT

Item	lbs	kg
PCUBE4 2FT PENDANT	8.36	3.79
PCUBE4 3FT PENDANT	10.95	4.97
PCUBE4 4FT PENDANT	13.70	6.22
PCUBE4 8FT PENDANT	24.97	11.33
PCUBE4 HC90 PENDANT	17.84	8.09
PCUBE4 X PENDANT	18.50	8.39
PCUBE4--T PENDANT	13.21	5.99

ORDERING INFORMATION:

Model	ROW [1]	SECTION [2]	LED Downlight (per/4ft section)	LED Uplight [3] (per/4ft section)	COLOR TEMP.
PCUBE4-IND (Individual Mount) **PCUBE4-CON** (Continuous Row Mount)	**xx'** Specify nominal overall row length in 1' increments (Continuous runs)	**2** 2' Length **3** 3' Length **4** 4' Length **6** 6' Length **8** 8' Length [4]	**(Blank)** No Downlight **D18L** 18W LED (665 lm/ft) **D27L** 27W LED (825 lm/ft) **D36L** 36W LED (1140 lm/ft) **D48L** 48W LED (1371 lm/ft) **D54L** 54W LED (1614 lm/ft)	**(Blank)** No Uplight **/U18L** 18W LED (683 lm/ft) **/U27L** 27W LED (976 lm/ft)	**(Blank)** Leave blank if you wish to have different CCT for up and down, and fill out next section **-27K** 2700K [13] **-30K** 3000K **-35K** 3500K **-40K** 4000K **-50K** 5000K **-265K** Tunable white 2000-6500K [17] **-275K** Tunable white 2700-5000K [17] **-RGB+W** Lumenetix araya5 Tunable Color 1650-8000K, Max. 10W/ft [32]
PCUBE4-CM (Custom)	Must provide a sketch on the last page		* Maximum wattage per 4ft section - pendant/wall mount : 75W(up & down light) * Contact factory for custom wattage or lumen requirement.		

Office: 215-512-8100
www.EmergenseeLight.com

Specifications subject to change without prior notice.
© 2020 PROlite LED Lighting. ALL RIGHTS RESERVED

Spec Grade
PROlite LED Lighting™
A Division of Emergensee® Lighting, Inc.

Job Name:
Type:
Part #:
Notes:

ORDERING INFORMATION CONT.:

SEPARATE CCT.		CRI		MOUNTING		VOLTAGE	
(Blank)	Leave blank if you chose to have the same CCT for up and down in the previous section Indicate 27,30,35,40, or 50 for XX and YY (D represents Downlight, U represents Uplight)	**(Blank)**	80+ CRI	**(Blank)**	Pendant	**UNV**	120-277
DXXUYY		**C9**	90+ CRI [12]	**S**	Ceiling Surface	**120**	V 120V
				W	Wall	**277**	277V
						347	347V [23]

EM SECTION [5]		FINISH [14]		CORD FINISH		CEILING TYPE (for pendant)		SUSPENSION LENGTH	
(Blank)	None EM	**(Blank)**	Matte White RAL #9003 (Std.)	**(Blank)**	White (Std.)	**X1**	T-bar ceiling	**AC48**	Adjustable Aircraft Cable
1SE	1 Section	**BK**	Black RAL #9011	**BKC**	Black	**X2**	Hard ceiling	**AC96**	Canopy 48"L Adjustable Aircraft Cable
2SE	2 Section	**SV**	Silver (Cardinal #T353-GR06)			**X3**	Sloped Hard ceiling	**ST24**	Canopy 96"L Stem Canopy 24"L
xSE	x Section	**CC**	Custom Color [18]					**ST48**	Stem Canopy 48"L
		CSS	Custom Canopy Color (White is Std.)						

* Contact factory for custom length. 1 pair (2 aircraft cables) standard for up to 8' length.

*Non-standard finish with extra charge.

LED DRIVER		OPTIONS	
(Blank)	0-10V dim to 1% (Std.) (dim both uplight and downlight simultaneously)	**HC90-11**	90° Horizontal Lit Connector, 1'x1' [33]
UDSD	Separate Dimming Control of Uplight and Downlight (0-10V dim to 1%) [6, 22]	**HC90-12**	90° Horizontal Lit Connector, 1'x2' [33]
SP	Separate Power Control for Uplight and Downlight	**HC90-21**	90° Horizontal Lit Connector, 2'x1' [33]
ES566	eldoLED SOLOdrive Natural Dimming to dark, 0-10V, 100% ~ 0.1% dim	**HC90-22**	90° Horizontal Lit Connector, 2'x2' [33]
SD40	40% / 100% Bi-Level Step dim	**HC135-22**	135° Horizontal Lit Connector, 2'x2' [33]
SDXX	XX% / 100% Bi-Level Step dim (Specify XX : 10% ~ 70%)	**TC**	T-Type Lit Connector [24]
PHSR	Philips Xitanium Sensor-Ready, Dali 5%~100% dim.	**XC**	X-Type Lit Connector [24]
PHDL	Philips Xitanium DALI driver, Dim to 5%	**CW90**	Ceiling to Wall corner connector [19]
ED560	eldoLED LightShape DALI dim to dark, 0.1% ~ 100%	**WW**	Wall Wash
EC	eldoLED ECOdrive 0-10V natural dim to 1% (Hybrid HydraDrive)	**EMG5**	5W EM Battery Backup (CEC Compliant EM) [10]
MU050	0-10V dual channel, 0.1% ~ 100%	**EMG8**	8W EM Battery Backup (CEC Compliant EM) [10]
TDM	Triac Dim. (120V only)	**EMG16**	16W EM Battery Backup (CEC Compliant EM) [10]
TD30/70	30% / 70% / 100% Tri-Level Step dim	**EMG25**	25W EM Battery Backup (CEC Compliant EM) [10]
TDXX/YY	XX% / YY% / 100% Tri-Level Step dim(Specify XX, YY : 10%~70%)	**ELCU-200**	Fail-to-on Emergency lighting, UL924 [11]
LDE5	5-Series EcoSystem LED driver, 100% ~ 5% dim	**GTD**	Bodine Generator Transfer Device
LDE1	Hi-lume 1% EcoSystem LED driver with Soft-on, Fade-to-Black dimming technology, 100% ~ 1% dim ELV compatible (reverse-phase or trailing-edge)	**GTD10DIM**	Bodine Generator Transfer Device (0-10VDC Dimmer Override) Fast Blow Fuse [25]
ELV		**GLR**	Slow Blow Fuse [25]
TRIOT	Tridonic IoT ready, 1-100% dim via Smart Module Interface (SMI), automated dimming/lighting controls via Enlighted Sensor Interface	**GMF**	Assembled in USA for Buy American Act
DTO	0-10V DIM-TO-OF	**ARRA**	Optional 7 Years Limited Warranty [7]
DIMT	Tri-mode dimming (Triac, ELV, 0-10V)	**O7W**	Optional 10 Years Limited Warranty [7]
DMX	DMX512 control system (Only available with RGB+W option)	**O10W**	Separated EM feed for City of Chicago code compliance Indirect Light Cover
DLM	Wattstopper's DLM interface (Only available with RGB+W option)	**COC**	
LTEA2W	Hi-lume 1% 2-wire LED driver (120V forward phase only) [34]	**UPC**	

Specifications subject to change without prior notice.
© 2020 PROlite LED Lighting. ALL RIGHTS RESERVED

Spec Grade
PROlite LED Lighting™
A Division of Emergensee® Lighting, Inc.

Job Name:
Type:
Part #:
Notes:

CONTROLS	
	<Integrated Sensors>
AMS	Occupancy Sensor w/ Daylight Harvesting (max. 8' detection mounting height with 14' coverage) [8]
DPMS	Daylight Dimming Photo Sensor (0-10 VDC Control) [8]
SO	Dimming Wires connected to Sensor Only [9]
LSR-301-S	Setup Remote Control for DPMS
LSR-301-P	Occupant Remote Control for DPMS
	<Ceiling / Wall mount Sensors> [26]
LOS-502S-x-y	PIR occupancy sensor, no dimming support, 120-277V, adjustable with DIP switch (See note 27, 29 to select mounting type "x" and lens "y")
LOD-500S-x-y	Bi-level 0-10V occupancy sensor, 120-277V, adjustable with DIP switch (See note 27, 30 to select mounting type "x" and lens "y")
BED-500S-x	Daylight sensor for daylight harvesting control, 0-10V high/low dim or SmartDim control, 120-277V, controlled with IR remote programmer. (See
RS-LRD	note 28 to select mounting type "x") IR remote programmer for LRD-509S, BED-500S series
LBS-700N	On/Off occupancy and vacancy sensor, line voltage, 120-277V, adjustable via DIP switch
LDD-700S	Dual-tech bi-level wall switch occupancy sensor (PIR & HFD), line voltage with 1-pole SLV for on/off switching and 0-10V for manual dimming, 120-277V, adjustable via DIP switch

LIGHTING CONTROL SYSTEM			
	<Lutron Vive System Enabled>		<EasySense>
VDO	Vive Integral fixture control (RF with daylight and occupancy sensing), (Must be ordered with EcoSystem drivers or	**SNS200**	EasySense Fixture-mount occupancy sensing, daylight harvesting and task tuning in one device (Must be ordered with PHSR driver) [15, 20]
VRF	PHSR) [21]	**RS-IR**	IR dongle v2.0 for EasySense control
	Vive Integral fixture control (RF only),		<Enlighted>
FCJS0	(Must be ordered with EcoSystem drivers or PHSR)	**SU-5E-IoT**	Enlighted IoT-Ready Indoor Micro sensor with occupancy/vacancy detection, daylight harvesting, thermal sensing, task tuning, and room and zone control,
FCJSE	Vive Attached fixture control (RF only for 0-10V drivers)		Bluetooth enabled [16, 31]
FCJS0EM	Vive Attached fixture control (RF only for Lutron EcoSystem	**SU-5E-CL**	Enlighted Indoor Micro sensor with occupancy/vacancy detection, daylight
FCJSEEM	drivers) UL 924 Emergency PowPak wireless fixture control for 0-10V drivers UL 924 Emergency PowPak wireless fixture control for Ecosystem drivers	**RS-WS**	harvesting, thermal sensing, task tuning, and room and zone control, Bluetooth enabled (Connected lighting sensor only) Enlighted Room controller providing basic control functions of a standard wall switch with preset dimming capability

NOTES:

1. Specify only when Continuous Row Mount.
2. No need to select, if sames as row length and section length.
3. Pendant, wall mount only.
4. Comes with 1pc 8ft lens.
5. EM is installed in last 4' of luminaire sections. Separate section required 2SE or specified. Must specify voltage, not available with 347V.
6. For separate dimming control, please be advised it may not be available when EM battery backup is added due to limited space. Please contact us for more information.
7. This limited warranty covers electrical parts only and does not apply to labor, equipment lease, or defect from improper installation or operation.
8. The standard will be ON/OFF sensor with dimming wires provided for dimmer switch. For sensor dimming control, please select additional "SO" option.
9. Dimming wires provided and connected to sensor only, not for dimmer switch. (available with AMS and DPMS option)
10. Contact factory for other emergency ballast options.
11. Shipped separately.
12. Lumen per watt is around 15% less than standard CRI (80+).
13. Available with C9 (CRI 90+) only.
14. Cord is available in white or black. (Black is not available for the EM option)
15. See NFC and IR manual in the separate attachment. If your phone is not compatible, please order "RS-IR" and follow the manual.
16. "RS-WS" option can be added if wish to have a wall switch, please see Enlighted Room Controller in the separate attachment.
17. Must be ordered with either ED560 or MU050 driver.
18. Refer to color charts (RAL and/or Cardinal) in the separate attachment.
19. Only applicable for FT and SF mounting option.
20. Refer to Advanced Grouping Datasheet for its default setting and compatible wireless switches.
21. See VDO data sheet to find its default setting.
22. Can have up to 2 power feeds depending on the configuration.
23. 347V cannot work with Emergency Battery Backup.
24. Cannot be ordered as wall mount.
25. Must specify voltage, not available with 347V.
26. Wall mounted fixture MUST choose the sensor from the following list. Shipped separately.
27. "x" = S : Ceiling Surface
    C : Junction Box
    [illegible] : Junction Box R :
28. X = S : Ceiling Surface
    Ceiling Recess

29. "y" = A : Standard cone shape Lens @ 15' height (up to 2x height coverage)
    B : Extra wide cone shape Lens @ 10' height (up to 6X height coverage) C : High bay cone shape Lens @ 30' height (up to 3X height coverage) D : Standard round shape Lens @ 20' height (up to 2X height coverage) F : Extra wide dome shape Lens @ 20' height (up to 4X height coverage) G : Aisle way arch shape Lens @ 40' height (up to 3X height coverage) H : High bay dome shape Lens @ 50' height (up to 1X height coverage)

30. "y" = A : Standard cone shape Lens @ 15' height (up to 2x height coverage)
    B : Extra wide cone shape Lens @ 10' height (up to 6X height coverage) C : High bay cone shape Lens @ 30' height (up to 3X height coverage) D : Standard round shape Lens @ 20' height (up to 2X height coverage) F : Extra wide dome shape Lens @ 20' height (up to 4X height coverage) G : Aisle way arch shape Lens @ 40' height (up to 3X height coverage)

31. Must be ordered either with 0-10V LED driver or TRIOT (IoT-Ready LED driver).
32. Refer to Table 2 to find more information.
33. Refer to a separate CUBE4-HC90 spec sheet to find more information.
34. Not available with any 1ft individual configuration due to space limitations.

Specifications subject to change without prior notice.
© 2020 PROlite LED Lighting. ALL RIGHTS RESERVED

Spec Grade
PROlite LED Lighting™

A Division of Emergensee® Lighting, Inc.

Job Name:

Type:

Part #:

Notes:



CABLE



SURFACE



WALL

- MOUNTING DETAILS

Surface

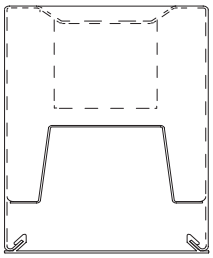

Wall

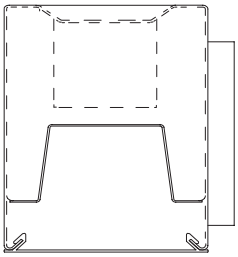

Cable

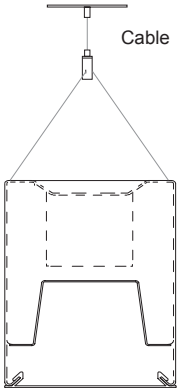

Stem (Pendent)

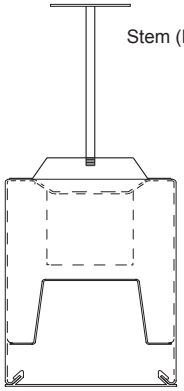

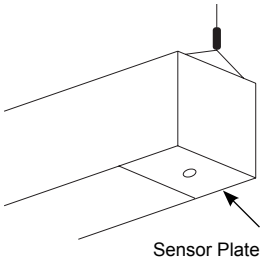

Sensor Plate

Lutron Vive Integral
fixture control installation

EasySense
fixture-mount installation

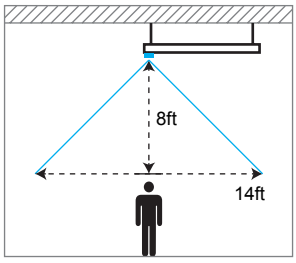

AMS

- LIT CONNECTOR

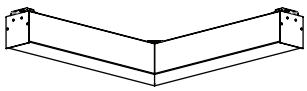

HC90-11
HC90-12
HC90-21
HC90-22

* See a separate CUBE4-HC90 spec sheet to find more information.

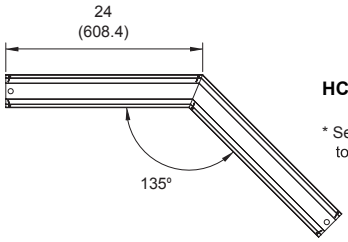

HC135-22

* See a separate CUBE4-HC90 spec sheet to find more information.

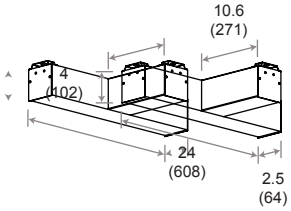

TC

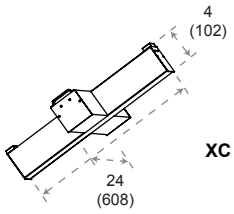

XC

Specifications subject to change without prior notice.
© 2020 PROlite LED Lighting. ALL RIGHTS RESERVED

Spec Grade
PROlite LED Lighting™
A Division of Emergensee® Lighting, Inc.

Job Name:

Type:

Part #:

Notes:

PCUBE4-4-27L

Illuminance at a Distance

	Center Beam fc	Beam Width	
1.7ft	551 fc	3.9 ft	3.1 ft
3.3ft	146 fc	7.6 ft	6.1 ft
5.0ft	63.7 fc	11.6 ft	9.2 ft
6.7ft	35.5 fc	15.5 ft	12.3 ft
8.3ft	23.1 fc	19.2 ft	15.2 ft
10.0ft	15.9 fc	23.2 ft	18.4 ft

Vert. Spread: 98.4°
Horiz. Spread: 85.1°

PCUBE4-4-54L

Illuminance at a Distance

	Center Beam fc	Beam Width	
1.7ft	985 fc	3.9 ft	3.1 ft
3.3ft	261 fc	7.6 ft	6.1 ft
5.0ft	114 fc	11.6 ft	9.2 ft
6.7ft	63.4 fc	15.5 ft	12.3 ft
8.3ft	41.3 fc	19.2 ft	15.2 ft
10.0ft	28.5 fc	23.2 ft	18.4 ft

Vert. Spread: 98.4°
Horiz. Spread: 85.1°

PCUBE4-4-27L/27L

Illuminance at a Distance

	Center Beam fc	Beam Width	
1.7ft	467 fc	3.9 ft	3.3 ft
3.3ft	124 fc	7.6 ft	6.5 ft
5.0ft	54.0 fc	11.5 ft	9.8 ft
6.7ft	30.1 fc	15.5 ft	13.2 ft
8.3ft	19.6 fc	19.1 ft	16.3 ft
10.0ft	13.5 fc	23.1 ft	19.7 ft

Vert. Spread: 98.1°
Horiz. Spread: 89.0°

PCUBE4-4-54L/18L

Illuminance at a Distance

	Center Beam fc	Beam Width	
1.7ft	976 fc	3.8 ft	3.1 ft
3.3ft	259 fc	7.4 ft	5.9 ft
5.0ft	113 fc	11.3 ft	9.0 ft
6.7ft	62.8 fc	15.1 ft	12.1 ft
8.3ft	40.9 fc	18.7 ft	14.9 ft
10.0ft	28.2 fc	22.6 ft	18.0 ft

Vert. Spread: 96.9°
Horiz. Spread: 83.9°

PCUBE4-8-27L

Illuminance at a Distance

	Center Beam fc	Beam Width	
1.7ft	1,102 fc	3.9 ft	3.1 ft
3.3ft	292 fc	7.6 ft	6.1 ft
5.0ft	127 fc	11.6 ft	9.2 ft
6.7ft	70.9 fc	15.5 ft	12.3 ft
8.3ft	46.2 fc	19.2 ft	15.2 ft
10.0ft	31.8 fc	23.2 ft	18.4 ft

Vert. Spread: 98.4°
Horiz. Spread: 85.1°

PCUBE4-8-54L

Illuminance at a Distance

	Center Beam fc	Beam Width	
1.7ft	1,970 fc	3.9 ft	3.1 ft
3.3ft	523 fc	7.6 ft	6.1 ft
5.0ft	228 fc	11.6 ft	9.2 ft
6.7ft	127 fc	15.5 ft	12.3 ft
8.3ft	82.7 fc	19.2 ft	15.2 ft
10.0ft	56.9 fc	23.2 ft	18.4 ft

Vert. Spread: 98.4°
Horiz. Spread: 85.1°

PCUBE4-8-36L/27L

Illuminance at a Distance

	Center Beam fc	Beam Width	
1.7ft	1,446 fc	4.0 ft	3.1 ft
3.3ft	384 fc	7.8 ft	6.0 ft
5.0ft	167 fc	11.7 ft	9.1 ft
6.7ft	93.1 fc	15.7 ft	12.2 ft
8.3ft	60.6 fc	19.5 ft	15.2 ft
10.0ft	41.8 fc	23.5 ft	18.3 ft

Vert. Spread: 99.2°
Horiz. Spread: 84.9°

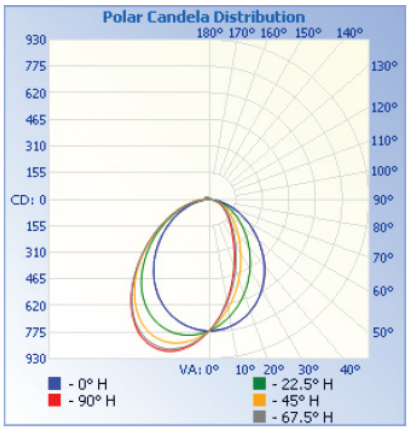

CUBE4-WW

Specifications subject to change without prior notice.

© 2020 PROlite LED Lighting. ALL RIGHTS RESERVED

Job Name:

Type:

Part #:

Notes:

COMPATIBLE DIMMER SWITCH (TABLE 1)

Model #	Brand	Compatible Dimmer Switch	
(Blank)	-	<Leviton>	IllumaTech IP7 series
		<Lutron>	Visit www.lutron.com/advance for a list of dimmers (Mark VII) that will work with this driver.
		<Philips>	Sunrise : SR1200ZTUNV
ES566	eldoLED SOLOdrive	<Busch-Jaeger>	2112U-101
		<Jung>	240-10
		<Leviton>	IllumaTech - IP710-DLX
		<Lightoller Controls>	ZP600FAM120
		<Merten>	5729
		<Pass & Seymour>	CD4FB-W
		<Wattstopper>	DCLV1
		<Sensor Switch>	nIO EZ
		<Synergy>	ISD BC
		<ABB>	SD/S 2.16.1
		<Lutron>	Nova T: NTFTV Diva - DVTV-xx, NFTV GRAFIK Eye: GRX-TVI w GRX3503 Energy Savr Node: QSN-4T16-S TVM2 Module
		<Crestron>	GLX-DIMFLV8, GLXP-DIMFLV8, GLPAC-DIMFLV4-*, GLPAC-DIMFLVV8-*, GLPP-DIMFLVEX-PM, GLPP-1DIMFLV2EX-PM, GLPP-1DIMFLV3EX-PM, DIN-AO8, DIN-4DIMFLV4, CLS-EXP-DIMFLV, CLCI-1DIMFLV2EX
ED560	eldoLED DUALdrive	<Lunatone>	SS-LUNAT PS2 30mA SS-LUNAT Touch or BT SS-LUNAT Comm
LDE5	Lutron 5-Series EcoSystem	<Lutron>	PowPak Dimming Modules: RMJ-ECO32-DV-B, FCJ/FCJS-ECO [1, 2] Energi Savr Node (120V only): QSN-1EC0-S, QSN-2ECO-S GRAFIK Eye QS/Homeworks QS control unit (120V only): QSGRJ-_E(wireless) QSGR-_E Quantum Hub (120V only): QP2-_ _2C/4C/6C/8C Homeworks QS/myRoom Plus power module (120V only): LQSE-2ECO-D
LDE1	Lutron Hi-lume 1% EcoSystem		
MU050	Moons Intelligent indoor	<Lutron>	Diva - DVTV-xx, DVSTV-xx
PHSR [3]	Philips Xitanium Sensor-Ready	<Illumra>	Single Rocker Self-Powered Light Switch (on/off, dim-up/down) Illumra# ZBT-S1AWH Digi-Key# 1082-1033-ND Dual Rocker Self-Powered Light Switch (on/off, dim-up/down, scene1,2) Illumra# ZBT-S2AWH Digi-Key# 1082-1034-ND
ELV/ TDM	ERP	<Lutron>	S-603PG, DVCL-153P, DV-600P, TGCL-153P, S-600P, DVELV-303P, SELV-300P, TG-600P, LG-600P, CT-103P, MAELV-600, FAELV-500
		<Leviton>	IPI06-1LZ, 6631-2, VPE06,6683-IW, 6161, 6633-P, IPE04
		<Cooper>	DLC03P, SLC03P, DAL06P
		<Lightolier>	ZP260QEW
DTO	Philips Xitanium Gen.2 Philips Xitanium Sensor-Ready	<Lutron>	Nova T: #NTSTV-DV http://www.lutron.com/TechnicalDocumentLibrary/NovaTB.pdf See page13.
LTEA2W	Lutron Hi-lume 2-wire (120V forward voltage only)	<Lutron>	Visit http://www.lutron.com/TechnicalDocumentLibrary/369543_ENG.pdf for a list of compatible dimmer switches.

NOTES:
1. All devices connected to one FCJ/FCJS-ECO will be controlled together. Devices will dim to the same level as the result of a control command.
   For more detail on adjusting low-end light level refer to Application Note#556 at www.lutron.com.
2. For the Line/Hot (L/H) terminal on the driver, it is preferred not to use the switched hot (red) wire from the control but rather the hot wire directly from the power source.
3. Recommended for EasySense System.

Specifications subject to change without prior notice.
© 2020 PROlite LED Lighting. ALL RIGHTS RESERVED

Job Name:
Type:
Part #:
Notes:

COMPATIBLE DIMMER SWITCH (TABLE 1)

Model #	Brand	Compatible Dimmer Switch	
(Blank)	-	<Leviton>	IllumaTech IP7 series
		<Lutron>	Visit www.lutron.com/advance for a list of dimmers (Mark VII) that will work with this driver.
		<Philips>	Sunrise : SR1200ZTUNV
ES566	eldoLED SOLOdrive	<Busch-Jaeger>	2112U-101
		<Jung>	240-10
		<Leviton>	IllumaTech - IP710-DLX
		<Lightoller Controls>	ZP600FAM120
		<Merten>	5729
		<Pass & Seymour>	CD4FB-W
		<Wattstopper>	DCLV1
		<Sensor Switch>	nIO EZ
		<Synergy>	ISD BC
		<ABB>	SD/S 2.16.1
		<Lutron>	Nova T: NTFTV Diva - DVTV-xx, NFTV GRAFIK Eye: GRX-TVI w GRX3503 Energy Savr Node: QSN-4T16-S TVM2 Module
		<Crestron>	GLX-DIMFLV8, GLXP-DIMFLV8, GLPAC-DIMFLV4-*, GLPAC-DIMFLVV8-*, GLPP-DIMFLVEX-PM, GLPP-1DIMFLV2EX-PM, GLPP-1DIMFLV3EX-PM, DIN-AO8, DIN-4DIMFLV4, CLS-EXP-DIMFLV, CLCI-1DIMFLV2EX
ED560	eldoLED DUALdrive	<Lunatone>	SS-LUNAT PS2 30mA SS-LUNAT Touch or BT SS-LUNAT Comm
LDE5	Lutron 5-Series EcoSystem	<Lutron>	PowPak Dimming Modules: RMJ-ECO32-DV-B, FCJ/FCJS-ECO [1, 2] Energi Savr Node (120V only): QSN-1EC0-S, QSN-2ECO-S GRAFIK Eye QS/Homeworks QS control unit (120V only): QSGRJ-_E(wireless) QSGR-_E Quantum Hub (120V only): QP2-_ _2C/4C/6C/8C Homeworks QS/myRoom Plus power module (120V only): LQSE-2ECO-D
LDE1	Lutron Hi-lume 1% EcoSystem		
MU050	Moons Intelligent indoor	<Lutron>	Diva - DVTV-xx, DVSTV-xx
PHSR [3]	Philips Xitanium Sensor-Ready	<Illumra>	Single Rocker Self-Powered Light Switch (on/off, dim-up/down) Illumra# ZBT-S1AWH Digi-Key# 1082-1033-ND Dual Rocker Self-Powered Light Switch (on/off, dim-up/down, scene1,2) Illumra# ZBT-S2AWH Digi-Key# 1082-1034-ND
ELV/ TDM	ERP	<Lutron>	S-603PG, DVCL-153P, DV-600P, TGCL-153P, S-600P, DVELV-303P, SELV-300P, TG-600P, LG-600P, CT-103P, MAELV-600, FAELV-500
		<Leviton>	IPI06-1LZ, 6631-2, VPE06,6683-IW, 6161, 6633-P, IPE04
		<Cooper>	DLC03P, SLC03P, DAL06P
		<Lightolier>	ZP260QEW
DTO	Philips Xitanium Gen.2 Philips Xitanium Sensor-Ready	<Lutron>	Nova T: #NTSTV-DV http://www.lutron.com/TechnicalDocumentLibrary/NovaTB.pdf See page13.
LTEA2W	Lutron Hi-lume 2-wire (120V forward voltage only)	<Lutron>	Visit http://www.lutron.com/TechnicalDocumentLibrary/369543_ENG.pdf for a list of compatible dimmer switches.

RGB+W (TABLE 2)

Tunable range	1650 - 8000K	
CRI [1]	>90 (from 2000 - 6000K)	
Dimming	0.1% - 100% at constant CCT	
Color Consistency	<2 step MacAdam ellipse	
Lumen Maintenance	L70 at 50,000 hours	
Control options	0-10V, DALI Type 8, DMX512-A-RDM [2], Wattstopper DLM [4, 5], Bluetooth Mesh, Lutron EcoSystem, Casambi, Crestron, Avion, AcuityCotnrols Fresco	
Recommended control systems	<0-10V> [3]	Creston, ETC, Fresco, Legrand, Leviton, Lutron, Nexlight, N-Light, Pass & Seymour, Vantage, Wattstopper
	<DMX512-A>	Choreo, Cognito, Crestron Greenlight System, Entec, ETC Mosaic, ETC Paradigm, Fresco, Lutron HomeWorks QS, Lutron Quantum, Nicoaudie, Pathway Connectivity, Pharos, Traxon Ecue, Vantage Controls
	<Lutron EcoSystem>	Quantum System, HomeWorks QS, Grafik Eye QS Control Unit with EcoSystem, EnergiSavr Node with EcoSystem, Power Module with EcoSystem, PowPak RMJ-ECO-32-DV-B

NOTES:

1. 1% - 100% dimming is available with analog 0-10V control. 0.1% - 100% eFlicker Free dimming is available when connected to digital controls.
2. DMX512-A-RDM is a control protocol that enables Remote Device Management.
   Default DMX512-A Slot allocation:
   Slot 1: Dim Level
   Slot 2: CCT
   Slot 3: Saturation Level
   Slot 4: Hue
3. Suggested compatible dimmer switches are the Lutron's DIVA series (DVTV) and NOVA seires (NFTV), and Leviton's Illumatech (IP710-DC).
4. For full operational details, adjustment and more features of the product, see the DLM System Installation Guide provided with Wattstopper room controllers (provided by others), and also available at www.legrand.us/wattstopper.
5. Quick information of the Plug N' Go Operation (PNG) and Unit Adjustment - Push N' Learn (PNL) can be found under a separate RGB+W attachment.

Specifications subject to change without prior notice.
© 2020 PROlite LED Lighting. ALL RIGHTS RESERVED