

PLEDWPSN-PRM

35 - 120 Watt LED Wall Packs

FEATURES

- Available in 4000k (neutral white) and 5000k (cool white) color temperatures.*
- Long-life LEDs provide 141,000 hours of operation with at least 70% of initial lumen output (L70).**
- PLEDWP35SN-PRM provides 4,632 lumens & 129 lumens per watt (LPW) at 4000k; or 4,726 lumens & 131 LPW at 5000k.*
- PLEDWP55SN-PRM provides 7,588 lumens & 133 LPW at 4000k; or 7,728 lumens & 136 LPW at 5000k.*
- PLEDWP80SN-PRM provides 9,486 lumens & 123 LPW at 4000k; or 9,680 lumens & 126 LPW at 5000k.*
- PLEDWP100SN-PRM provides 13,065 lumens & 129 LPW at 4000k; or 13,295 lumens & 132 LPW at 5000k.*
- PLEDWP120SN-PRM provides 15,523 lumens & 130 LPW at 4000k; or 15,787 lumens & 133 LPW at 5000k.*
- Uniform illumination with no visible LED pixilation.
- Universal 120-277 AC voltage (50-60Hz) is standard.
- Power factor > 0.90.
- Total harmonic distortion < 20%.
- Color rendering index > 80.
- Die cast aluminum housing with dark bronze, powder coat paint.
- Polycarbonate lens with seamless, silicone gasket to prevent leaks. Polycarbonate has F1 rating to avoid discoloration.
- Internal bubble level facilitates level installation.
- Easy installation in new construction or retrofit.

*Contact factory for other color temperatures and lumen packages

**L₇₀ hours are IES TM-21-11 calculated hours



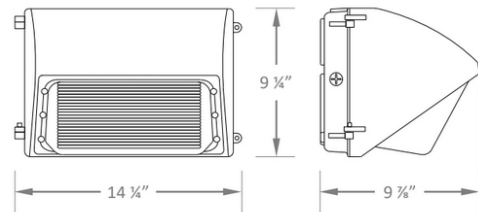
PLEDWPSN is a series of premium, rugged, durable LED wall packs, which are perfect for outdoor perimeter and area lighting. With a die cast aluminum housing and a polycarbonate lens, the PLEDWPSN will stand up to many years of punishing environmental conditions. High-efficacy, long-life LEDs provide both energy and maintenance cost savings compared to traditional, HID wall packs.

WARRANTY & LISTINGS

- cULus listed for wet locations (-20°C to 45°C / -4°F to 113°F).
- IP65 rated.
- DLC premium approved.
- Complies with FCC Part 15 class B.
- Complies with EN61000-4-5, surge immunity (minimum 2kV).
- 5-year warranty on all electronics and housing.




DIMENSIONS



	40W	60W	80W	100W	120W
Weight (lbs.)	7.0	7.3	8.0	8.3	8.3

ORDERING INFORMATION

MODEL	COLOR TEMPERATURE	LUMINAIRE LUMENS	LUMINAIRE WATTS	LUMENS PER WATT
PLEDWP35SN	4K-PRM = 4000k	4,632	36	129
	5K-PRM = 5000k	4,726	36	131
PLEDWP55SN	4K-PRM = 4000k	7,588	57	133
	5K-PRM = 5000k	7,728	57	136
PLEDWP80SN	4K-PRM = 4000k	9,486	77	123
	5K-PRM = 5000k	9,680	77	126
PLEDWP100SN	4K-PRM = 4000k	13,065	101	129
	5K-PRM = 5000k	13,295	101	132
PLEDWP120SN	4K-PRM = 4000k	15,523	119	130
	5K-PRM = 5000k	15,787	119	133



ELECTRICAL DATA

MODEL	COLOR TEMP	CRI ¹	LUMINAIRE LUMENS	LUMINAIRE WATTS	LUMENS PER WATT	INPUT VOLTAGE	INPUT CURRENT (A)			POWER FACTOR	THD ²	L ₇₀ HOURS ³
							120V	240V	277V			
PLEDWP35SN	4000k	> 80	4,632	36	129	120-277 (50-60Hz)	0.30	0.15	0.13	> 90%	< 20%	141,000
	5000k	> 80	4,726	36	131	120-277 (50-60Hz)	0.30	0.15	0.13	> 90%	< 20%	141,000
PLEDWP55SN	4000k	> 80	7,588	57	133	120-277 (50-60Hz)	0.48	0.24	0.21	> 90%	< 20%	141,000
	5000k	> 80	7,728	57	136	120-277 (50-60Hz)	0.48	0.24	0.21	> 90%	< 20%	141,000
PLEDWP80SN	4000k	> 80	9,486	77	123	120-277 (50-60Hz)	0.64	0.32	0.28	> 90%	< 20%	141,000
	5000k	> 80	9,680	77	126	120-277 (50-60Hz)	0.64	0.32	0.28	> 90%	< 20%	141,000
PLEDWP100SN	4000k	> 80	13,065	101	129	120-277 (50-60Hz)	0.84	0.42	0.36	> 90%	< 20%	141,000
	5000k	> 80	13,295	101	132	120-277 (50-60Hz)	0.84	0.42	0.36	> 90%	< 20%	141,000
PLEDWP120SN	4000k	> 80	15,523	119	130	120-277 (50-60Hz)	0.99	0.50	0.43	> 90%	< 20%	141,000
	5000k	> 80	15,787	119	133	120-277 (50-60Hz)	0.99	0.50	0.43	> 90%	< 20%	141,000

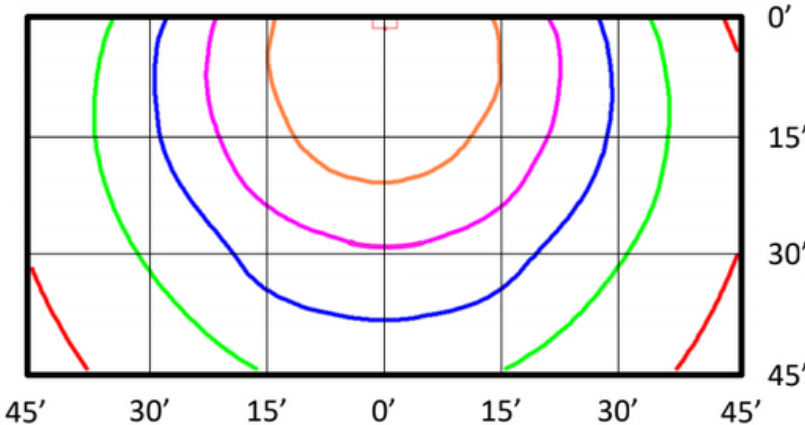
¹ Color rendering index

² Total harmonic distortion

³ L₇₀ refers to the number of hours at which lumen output declines to 70% of the initial level. L₇₀ hours are IES TM-21-11 calculated hours.

PHOTOMETRIC DATA

PLEDWP120SN-5K-PRM (15,787 Lumens)



BUG Rating: B3-U4-G5

Zone	Lumens	%
FL - Front - Low (0-30)	1,959	12%
FM - Front - Medium (30-60)	4,728	30%
FH - Front - High (60-80)	2,963	19%
FVH - Front - Very High (80-90)	953	6%
Total Forward Light	10,603	67%
BL - Back - Low (0-30)	1,577	10%
BM - Back - Medium (30-60)	1,907	12%
BH - Back - High (60-80)	482	3%
BVH - Back - Very High (80-90)	74	0%
Total Back Light	4,041	26%
UL - Up Light - Low (90-100)	594	4%
UH - Up Light - High (100-180)	549	3%
Total Up Light	1,143	7%
Total Lumens	15,787	100%

Notes:

- Isofootcandle plots depict initial footcandles at grade.
- Gridlines represent units of mounting height of 15 feet.

Foot Candles

