

Job Name: _____

Type: _____

Part #: _____

Notes: _____

PLEDMPALPRO30

30 Watt, Premium Multi-Purpose LED Area Luminaire



The PLEDMPALPRO series is a group of premium architectural LED area luminaires designed to illuminate parking areas, pathways, building facades, loading docks, and a wide variety of other large, general site lighting applications. Multiple mounting options make the PLEDMPAL a versatile luminaire for flood lighting, pole-, ground- and wall-mounted area lighting, and other outdoor lighting requirements.



FEATURES

- Available in 3000k (warm white), 4000k (neutral white) and 5000k (cool white) color temperatures.*
- Long-life LEDs provide 372,000 hours of operation with at least 70% of initial lumen output (L70).**
- PLEDMPALPRO30 provides 3,404 lumens (113 lumens per watt, LPW) at 3000k; 3,427 lumens (114 LPW) at 4000k; and 3,432 lumens (114 LPW) at 5000k.*
- Standard optic provides an IES roadway type V distribution, or a 7V (vertical) x 7H (horizontal) NEMA floodlight distribution.
- Universal 120-277 AC voltage (50-60Hz) is standard.
- Power factor > 0.90.
- Total harmonic distortion < 20%.
- Color rendering index > 80.
- Optional glare shields (full & half) & wire guards are available.
- Die cast aluminum housing with durable, dark bronze powder coat finish—at least 2 mils thick on all surfaces—and a heat-resistant polycarbonate lens.
- Wireway enclosure is sealed with a water-tight, silicon rubber gasket.
- Effective projected areas (EPA's) are:
 - Front = 0.12 s.f.(knuckle) / 0.10 s.f.(yoke)
 - Side = 0.15 s.f.(knuckle) / 0.09 s.f.(yoke)
 - Face = 0.55 s.f.(knuckle) / 0.42 s.f.(yoke)
- Easy installation in new construction or retrofit applications.

* Contact factory for other color temperatures and lumen packages.
** L70 hours are IES TM-21-11 calculated hours.

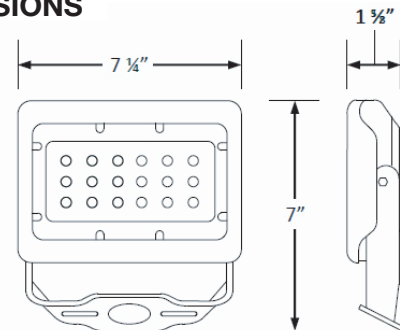
WARRANTY & LISTINGS

- cULus listed for wet locations in ambient temperatures from -20°C to 45°C (-4°F to 113°F).
- IP66 rated for ingress protection.
- DLC premium approved.
- Rated for 3G vibration.
- Lens is IK 8 rated for protection from external impacts.
- Salt fog tested for 1,000 hours (ASTM B117). After salt fog testing, paint rated at 9 per ASTM D1654-05 scratch test.
- Complies with FCC Part 15, class B.
- Complies with EN61000-4-5, surge immunity protection (2kV).
- 5-year warranty of all electronics and housing.

MOUNTING OPTIONS

- Aluminum die-cast knuckle-mount option is installed on a junction box. Includes 1/2" NPS stem with locking nut.
- Yoke-mount option provides secure attachment to flat surfaces.


DIMENSIONS



Weight: 2.5 lb. (knuckle & yoke)

ORDERING INFORMATION:

MODEL	LUMINAIRE WATTS	COLOR TEMP	SHIELDS & WIREGUARDS
PLEDPALPRO	30		
		3K = 3000K 4K = 4000k 5K = 5000k	MPALPRO30-FGS = Full Glare Shield, 30W MPALPRO30-HGS = Half Glare Shield, 30W MPALPRO30-WG = Wire Guard, 30W



ELECTRICAL

MODEL	COLOR TEMP	CRI ¹	LUMINAIRE LUMENS	LUMINAIRE WATTS	LUMENS/WATT	INPUT VOLTAGE ²	INPUT CURRENT (A)			POWER FACTOR	THD ³	L ₇₀ HOURS ⁴
							120V	240V	011			
PLEDPALPRO30-3K	3000k	> 80	3,404	30	113	120-277	0.25	0.13	0.11	> 90%	< 20%	372,000
PLEDPALPRO30-4K	4000k	> 80	3,427	30	114	120-277	0.25	0.13	0.11	> 90%	< 20%	372,000
PLEDPALPRO30-5K	5000k	> 80	3,432	30	114	120-277	0.25	0.13	0.11	> 90%	< 20%	372,000

¹ Color rendering index

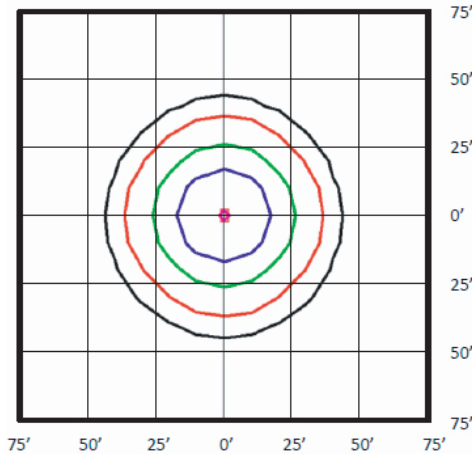
² Total harmonic distortion

³ Total harmonic distortion

⁴ L₇₀ refers to the number of hours at which lumen output declines to 70% of the initial level. L₇₀ hours are IES TM-21-11 calculated hours.

PHOTOMETRIC DATA

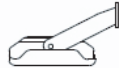
(3,404 Lumens, Type V Distribution)



Foot Candles

- 5.0
- 2.0
- 1.0
- 0.5
- 0.2
- 0.1

Luminaire Orientation:

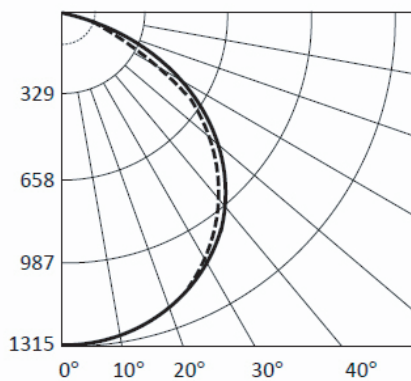


Notes:

- Isofootcandle plots depict initial footcandles at grade.
- Gridlines represent units of mounting height of 25 feet.

BUG Rating: B1-U1-G0

Zone	Lumens	%
FL - Front - Low (0-30)	514	15%
FM - Front - Medium (30-60)	976	29%
FH - Front - High (60-80)	233	7%
FVH - Front - Very High (80-90)	6	0%
Total Forward Light	1,729	51%
BL - Back - Low (0-30)	513	15%
BM - Back - Medium (30-60)	957	28%
BH - Back - High (60-80)	200	6%
BVH - Back - Very High (80-90)	5	0%
Total Back Light	1,675	49%
UL - Up Light - Low (90-100)	0	0%
UH - Up Light - High (100-180)	0	0%
Total Up Light	0	0%
Total Lumens	3,404	100%



NEMA Floodlight Type Data

Field Angles:

- Horizontal 147°
- Vertical 147°

NEMA Type:

- Horizontal 7H
- Vertical 7V

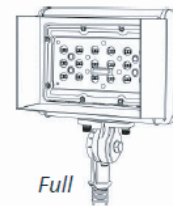
Luminaire Orientation:



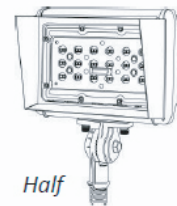
Maximum Candela = 1315

- Horizontal
- - - Vertical

Shields



Full



Half

Wire Guards

