

Spec Grade
PROlite LED Lighting

A Division of Emergensee® Lighting, Inc.

TYPE: _____ DATE: _____

JOB NAME: _____

CONTRACTOR: _____

CATALOG NO: _____

NOTES: _____

PXWM-Mirada Wall Sconce

Outdoor LED Wall Sconce



FEATURES & SPECIFICATIONS

Construction

- Rugged die-cast aluminum housing contains factory prewired driver and optical unit. Hinged die-cast aluminum wiring access door located underneath.
- Galvanized-steel universal wall mount bracket comes standard with hinging mechanism to easily access the junction box wire connections without removing the luminaire.
- Optional pole-mounting bracket (XPMA) permits mounting to standard poles.
- Fixtures are finished with DuraGrip® polyester powder coat finishing process. The DuraGrip finish withstands extreme weather changes without cracking or peeling. Other standard finishes available. Consult factory.
- Shipping weight: 30 lbs in carton.

Optical System

- State-of-the-Art one piece silicone optic sheet delivers industry leading optical control with an integrated gasket to provide IP65 rated sealed optical chamber in 1 component.
- Proprietary silicone refractor optics provide exceptional coverage and uniformity in Types 2, 3, and Forward Throw (FT) distributions.
- Silicone optical material does not yellow or crack with age and provides a typical light transmittance of 93%.
- Zero uplight.
- Available in 5000K, 4000K and 3000K color temperatures per ANSI C78.377.
- Minimum CRI of 70.

Installation

- Universal wall mounting plate easily mounts directly to 4" octagonal or square junction box.
- 2 fasteners secure the hinged door underneath the housing and provide quick & easy access to the electrical compartment for installing/servicing.
- Optional terminal block accepts up to 12 gawire.

Warranty

- LED Fixtures carry a 5-year warranty.
- 1 Year warranty on Battery Back-up option.

Listings

- Listed to UL 1598 and UL 8750.
- Meets Buy American Act requirements.
- IDA compliant; with 3000K or lower color temperature selection.
- State of California Title 24 Compliant
- Suitable for wet Locations.
- IP65 rated luminaire per IEC 60598.
- 3G rated for ANSI C136.31 high vibration applications when pole mounted (using optional XPMA bracket) or wall mounted.
- DesignLights Consortium® (DLC) qualified product. Not all versions of this product may be DLC qualified.




Electrical

- High-performance programmable driver features over-voltage, under-voltage, short-circuit and over temperature protection. Custom lumen and wattage packages available.
- 0-10V dimming (10% - 100%) standard.
- Standard Universal Voltage (120-277 Vac) Input 50/60 Hz or optional High Voltage (347-480 Vac).
- L80 Calculated Life: >100k Hours
- Total harmonic distortion: <20%
- Operating temperature: -40°C to +50°C (-40°F to +122°F).
- Power factor: >.90
- Input power stays constant over life. Optional 10kV surge protection device meets a minimum Category C Low operation (per ANSI/IEEE C62.41.2).
- High-efficacy LEDs mounted to metal-core circuit board to maximize heat dissipation
- Components are fully encased in potting material for moisture resistance. Driver complies with FCC standards. Driver and key electronic components can easily be accessed via hinged door.
- Optional integral emergency battery pack provides minutes of constant power to the LED system, ensuring code compliance. A test switch/indicator button is installed on the housing for ease of maintenance. The fixture delivers 1500 lumens during emergency mode.

Controls

- Optional integral passive infrared Blue-tooth™ motion and photocell sensor (see page 5 for more details). Fixtures operate independently and can be commissioned via iOS or Android configuration app
- AirLink™ wireless control system op-tions reduce energy and maintenance costs while optimizing light quality 24/7.



Spec Grade
PROlite LED Lighting

A Division of Emergensee® Lighting, Inc.



TYPE: _____ DATE: _____

JOB NAME: _____

CONTRACTOR: _____

CATALOG NO: _____

NOTES: _____

ORDERING GUIDE

Model	Distribution	LED Technology	Lumen Package	Color Temperature	Voltage	Finish
PXWM		LED				
Mirada Wall Sconce	2 - Type 2 3 - Type 3 FT - Type 4 Forward Throw		3L - 3,000 lms 4L - 4,000 lms 6L - 6,000 lms 8L - 8,000 lms 12L - 12,000 lms Custom Lumen Packages⁶	30 - 3000K 40 - 4000K 50 - 5000K	UE - Universal Voltage (120-277V) HV - High Voltage (347-480V)	BRZ - Bronze BLK - Black GPT - Graphite MSV - Metallic Silver WHT - White PLP - Platinum Plus SVG - Satin Verde Green
Wireless Controls (Choose One)				Options		ACCESSORY ORDERING INFORMATION

ALSC - AirLink Synapse Control System²
ALSCS01 - AirLink Synapse Control System with 8-12' Motion Sensor²
ALSCS02 - AirLink Synapse Control System with 12-20' Motion Sensor²
ALBCS1 - AirLink Blue Wireless Motion & Photo Sensor Controller (8-24' mounting height)²
ALBCS2 - AirLink Blue Wireless Motion & Photo Sensor Controller (25-40' mounting height)²

Standalone Controls

DIM - 0-10v Dimming leads extended to housing exterior
IMSBT1 - Integral Bluetooth™ Motion and Photocell Sensor max 8-24' mounting height^{2,4}
IMSBT2 - Integral Bluetooth Motion and Photocell Sensor max 25-40' mounting height^{2,4}

Button Type Photocells

PCI120 - 120V
PCI208-277 - 208 -277V
PCI347 - 347V

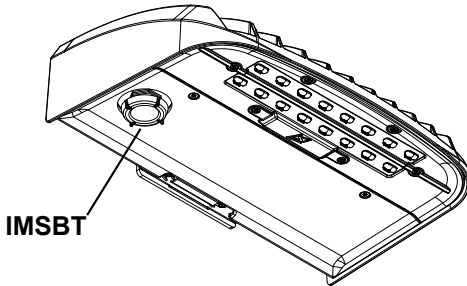
Lutron Limelight Controls

LLC - LimeLight Integral Wireless Radio Control by Lutron²
LLCS1 - Limelight Integral Wireless Radio Control and PIR Motion/ Daylight Sensor by Lutron 8-15' mt height²
LLCS2 - Limelight Integral Wireless Radio Control and PIR Motion/Daylight Sensor by Lutron 16-30' mt height²
LLCS3 - Limelight Integral Wireless Radio Control and PIR Motion/Daylight Sensor by Lutron 31-40' mt height²

BB - Battery Back-up²
CWBB - Cold Weather Battery Backup²
XPMA - Pole Mounting Bracket
SP1 - 10kV Surge Protection
TB - Terminal Block


DFK208⁶ DFK - Double Fusing
 DFK240⁶ DFK - Double Fusing (240V)
 DFK480⁶ DFK - Double Fusing (480V)
 736795 10' Linear Bird Spike Kit (2' Recommended per Luminaire)
 356915 XWM SW BLK - Surface Wiring Box (Available in black only)
 BLK
 FK120⁶ FK120 - Single Fusing
 FK277⁶ FK277 - Single Fusing
 FK347⁶ FK347 - Single Fusing

Luminaire Shown with IMSBT



FOOTNOTES:

1. Consult Factory for availability.
2. Not available in HV.
3. Consult Factory for Site Layout.
4. IMSBT is field configurable via the LSI app that can be downloaded from your smartphone's native app store.
5. Fusing must be located in a hand hole for pole or in the junction box.
6. Custom lumen and wattage packages available consult factory. Values are within industry standard tolerances but not DLC listed.



Spec Grade
PROlite LED Lighting

A Division of Emergensee® Lighting, Inc.

TYPE: _____ DATE: _____

JOB NAME: _____

CONTRACTOR: _____

CATALOG NO: _____

NOTES: _____

PERFORMANCE

DELIVERED LUMENS*												
Lumen Package	Distribution	CRI	3000K			4000K			5000K			Wattage
			Delivered Lumens	Efficacy	BUG Rating	Delivered Lumens	Efficacy	BUG Rating	Delivered Lumens	Efficacy	BUG Rating	
03L	2	70	2822	125	B1-U0-G1	3088	137	B1-U0-G1	3088	137	B1-U0-G1	22.6
	3	70	2873	127	B1-U0-G1	3144	139	B1-U0-G1	3144	139	B1-U0-G1	
	FT	70	2838	126	B1-U0-G1	3105	137	B1-U0-G1	3105	137	B1-U0-G1	
04L	2	70	3702	125	B1-U0-G1	4051	137	B1-U0-G1	4051	137	B1-U0-G1	29.5
	3	70	3769	128	B1-U0-G1	4124	140	B1-U0-G1	4124	140	B1-U0-G1	
	FT	70	3722	126	B1-U0-G1	4073	138	B1-U0-G1	4073	138	B1-U0-G1	
06L	2	70	5506	123	B2-U0-G2	6025	135	B2-U0-G2	6025	135	B2-U0-G2	44.7
	3	70	5606	125	B1-U0-G1	6134	137	B1-U0-G2	6134	137	B1-U0-G2	
	FT	70	5536	124	B1-U0-G2	6058	136	B1-U0-G2	6058	136	B1-U0-G2	
08L	2	70	7304	118	B2-U0-G2	7993	129	B2-U0-G2	7993	129	B2-U0-G2	62.0
	3	70	7437	120	B1-U0-G2	8138	131	B2-U0-G2	8138	131	B2-U0-G2	
	FT	70	7345	118	B2-U0-G2	8037	130	B2-U0-G2	8037	130	B2-U0-G2	
12L	2	70	10979	107	B3-U0-G3	12014	118	B3-U0-G3	12014	118	B3-U0-G3	102.2
	3	70	11178	109	B2-U0-G2	12232	120	B2-U0-G2	12232	120	B2-U0-G2	
	FT	70	11040	108	B2-U0-G3	12080	118	B2-U0-G3	12080	118	B2-U0-G3	

*LEDs are frequently updated therefore values are nominal.


ELECTRICAL DATA*							
Lumen Package	Watts	120V	208V	240V	277V	347V	480V
03L	22.6	0.19	0.11	0.09	0.08	0.07	0.05
04L	29.5	0.25	0.14	0.12	0.11	0.09	0.06
06L	44.7	0.37	0.21	0.19	0.16	0.13	0.09
08L	62.0	0.52	0.30	0.26	0.22	0.18	0.13
12L	102.2	0.85	0.49	0.43	0.37	0.29	0.21

*Electrical data at 25C (77F). Actual wattage may differ by +/-10%.

RECOMMENDED LUMEN MAINTENANCE (8L-12L) ¹					
Ambient Temperature C	Initial ²	25K hrs. ²	50K hrs. ³	75K hrs. ³	100K hrs. ³
0 C	100%	97%	94%	90%	87%
10 C	100%	97%	94%	90%	87%
20 C	100%	97%	94%	90%	87%
25 C	100%	97%	93%	90%	86%
30 C	100%	97%	93%	90%	85%
40 C	100%	97%	93%	88%	84%
50 C	100%	96%	91%	87%	83%

- 1 - Lumen maintenance values at 25C are calculated per TM-21 based on LM-80 data and in-situ testing.
- 2 - In accordance with IESNA TM-21-11, Projected Values represent interpolated value based on time durations that are within six times the IESNA LM-80-08 total test duration for the device under testing.
- 3 - Lumen maintenance values at 25C are calculated per TM-21 based on LM-80 data and in-situ testing times the IESNA LM-80-08 total test duration for the device under testing

RECOMMENDED LUMEN MAINTENANCE (3L-6L) ¹					
Ambient Temperature C	Initial ²	25K hrs. ²	50K hrs. ³	75K hrs. ³	100K hrs. ³
0 C	100%	98%	95%	93%	90%
10 C	100%	98%	95%	93%	90%
20 C	100%	98%	95%	93%	90%
25 C	100%	98%	95%	93%	90%
30 C	100%	98%	95%	93%	90%
40 C	100%	98%	95%	93%	90%
50 C	100%	98%	96%	94%	91%



Spec Grade
PROlite LED Lighting

A Division of Emergensee® Lighting, Inc.



TYPE: _____ DATE: _____

JOB NAME: _____

CONTRACTOR: _____

CATALOG NO: _____

NOTES: _____

PHOTOMETRICS

All published luminaire photometric testing performed to IESNA LM-79 standards. ISO footcandle plots below demonstrate the Mirada Wall Sconce (XWM) light patterns only. Not for total fixture output. For complete specifications and IES files, see website.

PXWM-2-LED-6L-40

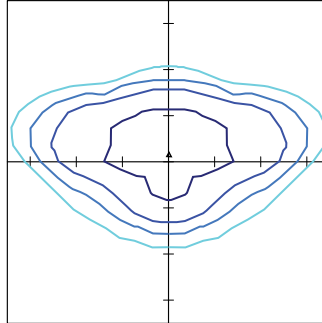
LUMINAIRE DATA

Type 2 Distribution	
Description	4000 Kelvin, 70 CRI
Delivered Lumens	6,025
Watts	44.7
Efficacy	135
IES Type	Type III - Medium
BUG Rating	B2-U0-G2

Zonal Lumen Summary

Zone	Lumens	%Luminaire
Low (0-30)°	807.1	13.4%
Medium (30-60)°	3301.0	54.8%
High (60-80)°	1847.4	30.7%
Very High (80-90)°	69.2	1.1%
Uplight (90-180)°	0.0	0.0%
Total Flux	6024.7	100%

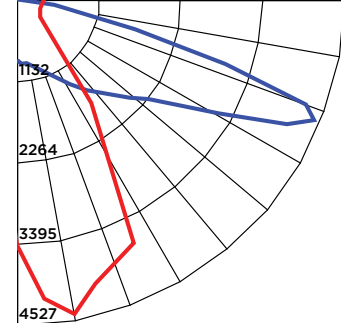
ISO FOOTCANDLE PLOT



15' Mounting Height / 10' Grid Spacing

5 FC 2 FC 1 FC 0.5 FC

POLAR CURVE



PXWM-3-LED-6L-40

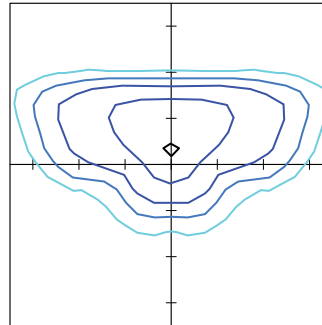
LUMINAIRE DATA

Type 3 Distribution	
Description	4000 Kelvin, 70 CRI
Delivered Lumens	6,133
Watts	44.7
Efficacy	137
IES Type	Type III - Medium
BUG Rating	B1-U0-G2

Zonal Lumen Summary

Zone	Lumens	%Luminaire
Low (0-30)°	567.4	9.3%
Medium (30-60)°	3106.3	50.6%
High (60-80)°	2368.8	38.6%
Very High (80-90)°	90.7	1.5%
Uplight (90-180)°	0.0	0.0%
Total Flux	6133.2	100%

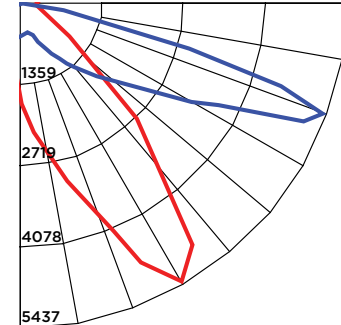
ISO FOOTCANDLE PLOT



10' Mounting Height / 10' Grid Spacing

5 FC 2 FC 1 FC 0.5 FC

POLAR CURVE



PXWM-FT-LED-6L-40

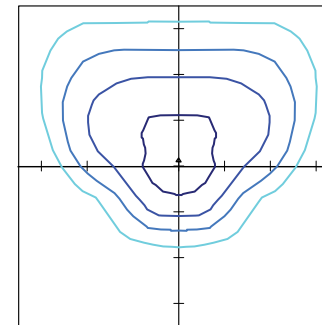
LUMINAIRE DATA

Type FT Distribution	
Description	4000 Kelvin, 70 CRI
Delivered Lumens	6,058
Watts	44.7
Efficacy	136
IES Type	Type IV - Short
BUG Rating	B1-U0-G2

Zonal Lumen Summary

Zone	Lumens	%Luminaire
Low (0-30)°	779.0	12.9%
Medium (30-60)°	2584.4	42.7%
High (60-80)°	2523.2	41.7%
Very High (80-90)°	170.8	2.8%
Uplight (90-180)°	0.0	0.0%
Total Flux	6057.4	100.0%

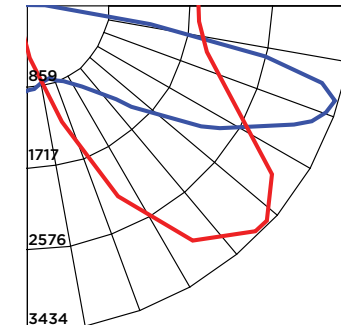
ISO FOOTCANDLE PLOT




10' Mounting Height / 10' Grid Spacing

5 FC 2 FC 1 FC 0.5 FC

POLAR CURVE





Spec Grade
PROlite LED Lighting

A Division of Emergensee® Lighting, Inc.



TYPE: _____ DATE: _____

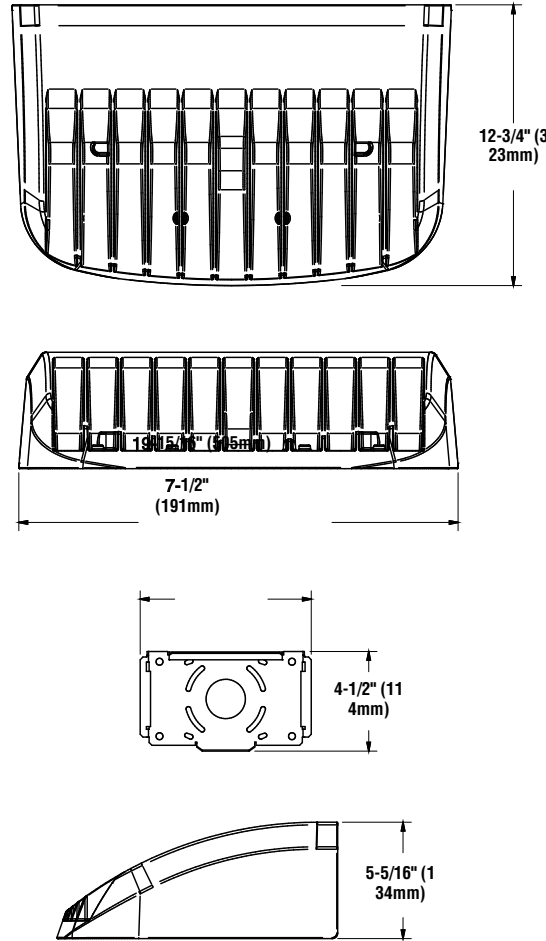
JOB NAME: _____

CONTRACTOR: _____

CATALOG NO: _____

NOTES: _____

DIMENSIONS:



CONTROLS

AirLink Wireless Lighting Controller

The AirLink integrated controller is a California Title 24 compliant lighting controller that provides real-time light monitoring and control with utility-grade power monitoring. It includes a 24V sensor input and power supply to connect a sensor into the outdoor AirLink wireless lighting system. The wireless integrated controller is compatible with this fixture.

Integral Bluetooth™ Motion and Photocell Sensor (IMSBT)

Slim low profile sensor provides multi-level control based on motion and/or daylight. Sensor controls 0-10 VDC LED drivers and is rated for cold and wet locations (-30° C to 70° C). Two unique PIR lenses are available and used based on fixture mounting height. All control parameters are adjustable via an iOS or Android App capable of storing and transmitting sensor profiles.

AirLink Blue

Wireless Bluetooth Mesh Outdoor Lighting Control System that provides energy savings, code compliance and enhanced safety/security for parking lots and parking garages. Three key components; Bluetooth wireless radio/sensor controller, Time Keeper and an iOS App. Capable of grouping multiple fixtures and sensors as well as scheduling time-based events by zone. Radio/Sensor Controller is factory integrated into Area/Site, Wall Mounted, Parking Garage and Canopy luminaires.