

SEEXCWL4X (Combo)

WET | COLD | SANITATION

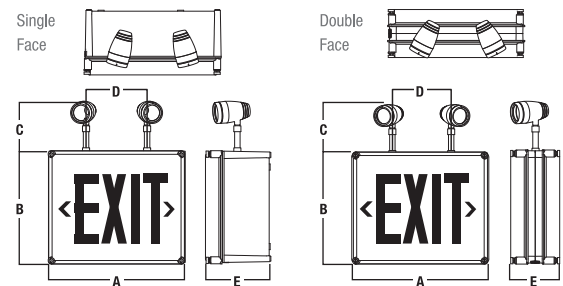


Specifications: Internal

Standard 120/277V input. The SEEXCWL4X is designed with an internal, maintenance free, valve regulated sealed lead-acid battery or optional Ni-Cad battery providing emergency lighting duration of 90 minutes. Fuse protection is standard

Specifications: External

The SEEXCWL4X comes standard in gray. Wall, ceiling or end mounting configurations are available. Ceiling and end mount versions come complete with a factory installed weatherproof steel canopy. Single or double face versions must be specified. Removable chevron arrows are standard on each unit along with an external LED status indicator and test switch. Four polycarbonate pressure screws firmly hold the face to the housing. Top or side mounted PAR36 style emergency heads are fully adjustable. SEEXCWL4X is standard with PAR36 heads that are constructed of high-impact, black thermoplastic that has been sealed against moisture infiltration. Other options for heads are available.



Model	A	B	C	D	E
Single Face	14 1/4" 362mm	12" 305mm	5 1/4" 133mm	6 1/2" 165mm	6 3/4" 171mm
Double Face	14 1/2" 368mm	12" 305mm	5 1/4" 133mm	6 1/4" 159mm	5" 127mm

NOTE: Dimensions C & D will vary depending on which style of heads are chosen.

Ordering Logic

Series	Operation	Pb-A (Capacity) ¹	Ni-Cd ² (Capacity)	LED Face No.	Mounting	Emergency Head s	Market	Options
SEEXCWL4X	6 (6V)	12 (6V, 12V)	22 (6V)	LR (red)	1 (single)	W (wall)	0 (no heads)	SW8 ⁵
	12 (12V)	18 (6V)	42 (6V, 12V)	2 (double)	C (ceiling)	1SEA ³ (one MR16 head)		AT (autotest)
		27 (6V, 12V)	54 (6V)		E (end)	2SEA ³ (two MR16 heads)		BZ (audible alarm - buzzer)
		36 (6V, 12V)	90 (6V, 12V)			1TESRD (One head, HO)		FP (food prep lens)
		60 (6V, 12V)	100 (24V)			2TESRD (Two heads, HO)		SW (special wording)
		72 (6V, 12V)				1TESSQ (One head, HO)		PK ⁶ (pendant kit)
		100 (6V)				2TESSQ (Two heads, HO)		IH ⁷ (internal heater)
		120 (6V, 12V)				1LR ⁴ (single PAR36)		TD ⁸ (time delay - without AT)
		140 (12V)				2LR ⁴ (double PAR36)		TD ⁹ (time delay - with AT)
						3LR ⁴ (triple PAR36)		SM (side mount heads)
								NC ¹⁰ (nickel-cadmium battery)
								WG (wireguard)

NOTE 1: Certain capacities and/or options may require a larger housing.

NOTE 2: Nickel-cadmium. Must select NC from options when selecting.

NOTE 3: SEA is NEMA 4X rated.

NOTE 4: Heads are supplied standard weatherproof.

NOTE 5: New York approved 8" lettering.

NOTE 6: Standard 12" in length. Specify for custom length and color. Black, white, and aluminum finish options available.

EXAMPLE: SEEXCWL4X-6-27-LR-1-W-0-SW8-AT

DESCRIPTION: 6V 27W, red LED, single face, wall mount, no emergency heads, NYC 8" lettering, autotest

NOTE 7: Specify voltage.

NOTE 8: 5, 10, 15 minutes - field selectable. Specify voltage.

NOTE 9: 5, 10, 15 minutes - specify. 10 minutes standard.

NOTE 10: Must select NC from options when selecting Ni-Cd. Select wattage/voltage from Ni-Cd column.







Specifications: Electrical

BATTERY: The SEEXCWL4X is designed with an internal, maintenance free, valve regulated sealed lead-acid battery providing emergency lighting duration of 90 minutes. Recharge time of the battery is forty-eight (48) hours. The battery operating temperature without the internal heater/ thermostat option is 40°C maximum and 10°C minimum; with the internal heater (IH) option the minimum battery operating temperature is -20°C.

CIRCUIT: The SEEXCWL4X utilizes a high-efficiency two stage charger providing precise float voltage control with low voltage disconnect protection. All components used in the circuitry are temperature compensated. The charger also has brownout and short circuit protection. Charger status is easily determined via a dual diagnostic LED display which indicates AC/ON and High Charge. An external push button test switch allows maintenance personnel to quickly determine the operational status of the unit and lamp load.

Autotest

The SEEXCWL4X Autotest feature automatically monitors the functional operation of the unit. Autotest monitors the operation of the lamps, battery and circuitry and displays any alerts. Periodic emergency tests, up to ninety (90) minutes duration are simulated to ensure proper operation during an actual power failure. Operating status is visually indicated by multi-function LED indication.

	Steady Green :	Normal Operation
	Flashing Green :	AC Interruption in Last 48 Hours
	Steady Yellow :	Lamp Circuit Malfunction
	Flashing Yellow :	Auto-test or Manual Test in Progress
	Steady Red :	Battery Failed Testing
	Flashing Red :	Battery Disconnected or Charger Malfunction

Specifications: Extreme Climate Design

The SEEXCWL4X has been designed to perform in applications where the climate would punish any standard sign. The entire internal cavity of the sign is protected from moisture ingress by an extremely resilient silicone gasket. The liquid gasketing is "hot-bonded" to the lens during the manufacturing process. This procedure eliminates any chance of the gasketing to become dry and pull away from the lens. The gasketing always holds its original form and has "memory retention" so that it effectively and consistently protects the SEEXCWL4X from moisture. The SEEXCWL4X can also be equipped with an optional thermostatically controlled heater for cold environments.

Specifications: Mechanical

The SEEXCWL4X housing is constructed from durable, corrosion resistant fiberglass. The NEMA 4X housing is fully gasketed for damp and wet locations with a hot-bonded silicone gasket. Exit face(s) are made from a high clarity, clear polycarbonate that has been painted white on the internal side only, making the unit highly scratch resistant. Custom face colors and special wording / graphics are available, please specify.

Sanitation Listed

The SEEXCWL4X is sanitation approved. The Intertek verified splash zone listing is equivalent to the NSF standard 2, meeting the rigorous sanitation, electrical safety and performance standards of food service environments.

Lamp Selection

	6V	12V	24V
Incandescent	9W	9, 12, 18 W	9, 18W
Halogen (H)	10, 12, 20W	12, 20, 35W (55W - PAR36 only)	10, 12, 20, 50W
MR16	6, 10W	10, 12, 20, 35, 50W	12, 20, 35, 50W
MR16 LED	5W, 7W	2, 5, 7W	5, 7W
TES	N/A	30W	30W

Model Rating Guide Pb-A (Capacity)

Model	Input Voltage	Wattage Rating 90 Minutes
SEEXCWL4X-6-12	6	12
SEEXCWL4X-6-18	6	18
SEEXCWL4X-6-27	6	27
SEEXCWL4X-6-36*	6	36
SEEXCWL4X-6-60	6	60
SEEXCWL4X-6-72*	6	72
SEEXCWL4X-6-120 ¹	6	120
SEEXCWL4X-12-12	12	12
SEEXCWL4X-12-27	12	27
SEEXCWL4X-12-36*	12	36
SEEXCWL4X-12-65	12	65
SEEXCWL4X-12-72*	12	72
SEEXCWL4X-12-120 ¹	12	120

*Available in single or double face.

Note 1: Requires a larger cabinet size. Please contact factory.

Model Rating Guide Ni-Cd (Capacity)

Model	Input Voltage	Wattage Rating 90 Minutes
SEEXCWL4X-6-22*	6	22
SEEXCWL4X-6-42*	6	42
SEEXCWL4X-6-54 ¹	6	54
SEEXCWL4X-6-90* ¹	6	90
SEEXCWL4X-12-45*	12	45
SEEXCWL4X-12-90 ¹	12	90
SEEXCWL4X-12-130	12	130

*Available in single or double face.

Note 1: Requires a larger cabinet size. Please contact factory.

Warranty

The SEEXCWL4X comes with a 3-year factory warranty. Lamps are not covered under the warranty. Deliberate damage, misuse, improper installation effectively cancel the warranty.