

PROlite LED Lighting™

A Division of Emergensee® Lighting, Inc.

TYPE: _____ DATE: _____

JOB NAME: _____

CONTRACTOR: _____

CATALOG NO: _____

NOTES: _____

AmberLED Round Flat Bollards

AmberLED Round Flat Bollards

L70
25°C

147,000 Hours



HOUSING

- Extruded Aluminum Housing with Flush Mounting Base & Vandal-Resistant Screws, Flat Top, Internal Ballast Tray for Easy Maintenance. Includes 270° Shield Required to Maintain FWC Certification. Bollards Can Be Cut to Custom Lengths Upon Request.

LISTINGS AND RATINGS

- CSA: Listed for Wet Locations, ANSI/UL 1598, 8750 IP65 Sealed LED Compartment.

FINISH

- Textured Architectural Bronze or Black Powdercoat Finish Over a Chromate Conversion Coating. Custom Colors Available Upon Request.

STYLE

- Specially Designed Aluminum Cone Reflector or Internal Louvers

LENS

- Clear Polycarbonate Vandal-Resistant Array Lens

MOUNTING OPTIONS

- Mounting Kit with 8" Anchor Bolts, Included

AMBERLED

- Aluminum Boards

WATTAGE

- Array: 14.5w, System: 17w (70w HID Equivalent)

DRIVER

- Electronic Driver, 120-277V, 50/60Hz; Dimmable Driver


The LEPG AmberLED Round Flat Top Bollards are available with cone reflector or louvers with 270° glare shield, and are certified by the Florida Fish & Wildlife Conservation Commission (FWC) for wildlife applications that are directly visible from the shore requiring monochromatic AMBER light. LEDs operate between 585 and 595 nm, greater than 560nm required by FWC. Typical applications include retail centers, hotels, residential, parks, schools and universities, office buildings and medical facilities.

DIMENSIONS

Dimensions

Diameter (D) | 7" (178mm)

Height (A) | 41 1/4" (1,057mm)



WARRANTY

- 5-Year Warranty for -40°C to +40°C Environment.




Certification #2018-001

ORDERING INFORMATION: EXAMPLE= PBOWFRLQF1X15UAMZ36SF

MODEL	OPTICS	DRIVER	CCT	COLOR	HEIGHT	OPTIONS
PBOWFRLQ=Round Flat Top Bollard with LED Cone Reflector and 270° Shield PBOWFLQ=Round Flat Top Bollard with Louvers and 270° Shield	F = Wide Beam Spread	U = 120-277V	AM = Amber	Z=Bronze B=Black C=Custom (Consult Factory)	(Leave Blank) = 42" Standard Height 36 = 36" Height 30 = 30" Height	SF = Single Fuse DF = Double Fuse SP = Surge Protection GF1 = GFCI Outlet, 15A, 120V BU = Battery Backup, 90 Minute

215-512-8100 • Fax 267-288-5604
421 Bustleton Pike, Feasterville, PA 19053
www.proliteled.com

Specifications subject to change without prior notice.
© 2016, PROlite LED Lighting, Inc. ALL RIGHTS RESERVED



PROlite LED Lighting™

A Division of Emergensee® Lighting, Inc.



TYPE: _____ DATE: _____

JOB NAME: _____

CONTRACTOR: _____

CATALOG NO: _____

NOTES: _____

ACCESSORIES & REPLACEMENT PARTS



BOLAN



BOLRM



BORBASE



3EBL120277

Mounting Accessories (Order separately, Field installed)

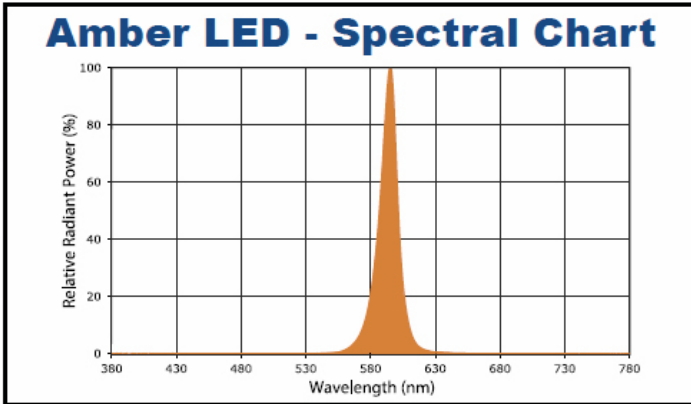
BOLAN4	Mounting Kit, Includes Bracket & Three (3) 4" Anchor Bolts
BOLAN8	Mounting Kit, Includes Bracket & Three (3) 8" Anchor Bolts
BOLAN12	Mounting Kit, Includes Bracket & Three (3) 12" Anchor Bolts
BOLAN15	Mounting Kit, Includes Bracket & Three (3) 15" Anchor Bolts
BOLRM	Root Mount Kit

Replacement Parts (Order separately, Field installed)

BORBASE*	Die Cast Base Plate with Powdercoat Finish Over a Chromate Conversion Coating.
3EBL120277	Battery Backup, Provides 90 Minutes of Backup Power.

*Specify Color: Z=Bronze, B=Black

PHOTOMETRIC DATA



PROJECTED LUMEN MAINTENANCE

Data shown for Amber LEDs		Compare to MH				
TM-21-11	Input Watts	Initial	25,000 Hrs	50,000 Hrs	100,000 Hrs	Calculated L70@ 25°C
L70 Lumen Maintenance @ 25°C / 77°F	17	1.00	0.95	0.90	0.80	147,000
TM-21-11	Input Watts	Initial	25,000 Hrs	50,000 Hrs	100,000 Hrs	Calculated L70@ 50°C
L70 Lumen Maintenance @ 50°C / 122°F	17	1.00	0.89	0.78	0.55	67,000
TM-21-11	Input Watts	Initial	25,000 Hrs	50,000 Hrs	100,000 Hrs	Calculated L80@ 40°C
L80 Lumen Maintenance @ 40°C / 104°F	17	1.00	0.92	0.85	0.70	66,000

NOTES:

1. Projected per IESNA TM-21-11. Data references the extrapolated performance projections for the 116mA base model in a 25°C ambient, based on 10,000 hours of LED testing per IESNA LM-80-08.
2. Compare to MH box indicates suggested Light Loss Factor (LLF) to be used when comparing to Metal Halide (MH) systems.