

# PBOWLQ



The PBOWLQ Round Dome Top Bollards are available with cone reflector or louvers with 270° glare shield, and are certified by the Florida Fish & Wildlife Conservation Commission (FWC) for wildlife applications that are directly visible from the shore requiring monochromatic AMBER light. LEDs operate between 585 and 595 nm, greater than 560nm required by FWC. Typical applications include retail centers, hotels, residential, parks, schools and universities, office buildings and medical facilities.

## Specifications and Features:

### Housing:

Extruded Aluminum Housing with Flush Mounting Base & Vandal-Resistant Screws, Domed Top, Internal Ballast Tray for Easy Maintenance. Includes 270° Shield Required to Maintain FWC Certification. Bollards Can Be Cut to Custom Lengths Upon Request.

### Listing & Ratings:

CSA: Listed for Wet Locations, ANSI/UL 1598, 8750; IP65 Sealed LED Compartment.

### Finish:

Textured Architectural Bronze or Black Powdercoat Finish Over a Chromate Conversion Coating. Custom Colors Available Upon Request.

### Style:

Specially Designed Aluminum Cone Reflector or Internal Louvers

### Lens:

Clear UV-Stabilized Polycarbonate Vandal-Resistant Lens

### Mounting Options:

Mounting Kit with 8" Zinc-Plated Anchor Bolts, Included.

### AmberLED:

Aluminum Boards

### Wattage:

Array: 14.5w, System: 17w; (70w HID Equivalent)

### Driver:

Electronic Driver, 120-277V, 50/60Hz; Less Than 20% THD and PF>0.90. Standard Internal Surge Protection 2kV. 0-10V Dimming Standard for a Dimming Range of 100% to 10%; Dimming Source Current is 150 Microamps.

### Controls:

Fixtures Ordered with Factory-Installed Motion Sensor Controls are Internally Wired for Switching and/or 1-10V Dimming Within the Housing. Remote Direct Wired Interface of 1-10V Dimming is Not Implied and May Not Be Available, Please Consult Factory. Fixtures are Tested with QSSI Controls and May Not Function Properly With Controls Supplied By Others. Fixtures are NOT Designed for Use with Line Voltage Dimmers.

### Warranty:

5-Year Warranty for -40°C to +40°C Environment.

See Page 3 for Projected Lumen Maintenance Table.



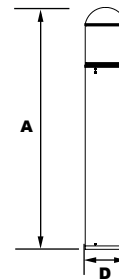
Louvers  
PBOWLQ



Shown with "S3"  
Sensor



Shown with GFCI



### Dimensions

<b>Diameter (D)</b>	7" (178mm)
<b>Height (A)</b>	42 1/4" (1,073mm)

### Order Information Example:

BOWRLQF1X15UAMZ36SF

Model	Optics	Wattage	Driver	CCT	Color	Height	Options
<b>PBOWRLQ</b> =Round Dome Bollard with LED Cone Reflector and 270° Shield <b>PBOWLQ</b> =Round Dome Bollard with Louvers and 270° Shield	<b>F</b> =Wide Beam Spread	<b>1X15</b> =15w	<b>U</b> =120-277V	<b>AM</b> =1400K	<b>Z</b> =Bronze <b>B</b> =Black <b>C</b> =Custom (Consult Factory)	<b>(Leave Blank)</b> = 42" Standard Height <b>36</b> =36" Height <b>30</b> =30" Height	<b>SF</b> =Single Fuse* <b>DF</b> =Double Fuse* <b>SP</b> =Surge Protection <b>GF1</b> =GFCI Outlet, 15A, 120V <b>S3</b> =Microwave Sensor with Dimming & Remote Programming, 120-277V Only. See P17121 Spec. Page for Details. <b>BU</b> =Battery Backup, 90 Minutes* <b>BUC</b> =Cold Start Battery Backup, -20°C, 90 Minutes*  *120-277V Models Only.

**Order Information Example:** BOWRLQF1X15UAMZ36SF

Model	Optics	Wattage	Driver	CCT	Color	Height	Options
<b>PBOWRLQ</b> =Round Dome Bollard with LED Cone Reflector and 270° Shield <b>PBOWLQ</b> =Round Dome Bollard with Louvers and 270° Shield	<b>F</b> =Wide Beam Spread	<b>1X15</b> =15w	<b>U</b> =120-277V	<b>AM</b> =1400K	<b>Z</b> =Bronze <b>B</b> =Black <b>C</b> =Custom (Consult Factory)	<b>(Leave Blank)</b> =42" Standard Height <b>36</b> =36" Height <b>30</b> =30" Height	<b>SF</b> =Single Fuse* <b>DF</b> =Double Fuse* <b>SP</b> =Surge Protection <b>GF1</b> =GFCI Outlet, 15A, 120V <b>S3</b> =Microwave Sensor with Dimming & Remote Programming, 120-277V Only. See P17121 Spec. Page for Details. <b>BU</b> =Battery Backup, 90 Minutes* <b>BUC</b> =Cold Start Battery Backup, -20°C, 90 Minutes*  *120-277V Models Only.

**Accessories & Replacement Parts:**

**Mounting Accessories (Order Separately, Field Installed)**

BOLAN4 Mounting Kit, Includes Bracket & Three (3) 4" Zinc-Plated Anchor Bolts


BOLAN8 Mounting Kit, Includes Bracket & Three (3) 8" Zinc-Plated Anchor Bolts

BOLAN12 Mounting Kit, Includes Bracket & Three (3) 12" Zinc-Plated Anchor Bolts

BOLAN15 Mounting Kit, Includes Bracket & Three (3) 15" Zinc-Plated Anchor Bolts

BREBASE\* Bollard Retrofit Base Kit Adapts New Bollards to Most Existing Bolt Patterns. Fits all Bollards. Die Cast with Powdercoat Finish, Hardware Included. 1 1/2" Dia. x 1 1/2" H

\*Specify Color: Z=Bronze, B=Black, C=Custom (Consult Factory)



\*Shown Mounted

**Accessories (Order Separately, Field Installed)**

P17122 Remote Programming Tool for P17121



P17122

**Replacement Parts (Order Separately, Field Installed)**

P17121 Internal Microwave Sensor with Dimming & Remote Programming, 120-277V Only. See P17121 Spec. Page for Details.

BORBASE\* Die Cast Base Plate with Powdercoat Finish Over a Chromate Conversion Coating.

BOADP1 Adapter Plate with Gaskets for Outlet Boxes. Fits Round Bollards. Die Cast with Bronze Powdercoat Finish.

\*Specify Color: Z=Bronze, B=Black, C=Custom (Consult Factory)

For Replacement Battery Backup, see the LED Battery Backup Specification Sheet.

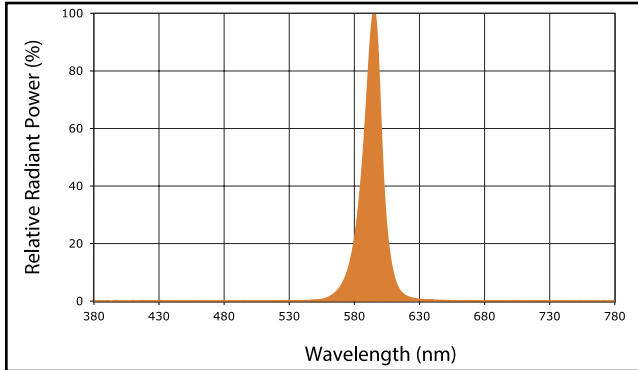


P17121

BORBASE

BOADP1

**Photometric Data**



**Projected Lumen Maintenance**

Data shown for Amber LEDs		Compare to MH				
TM-21-11	Input Watts	Initial	25,000 Hrs	50,000 Hrs	100,000 Hrs	Calculated LED Life
L70 Lumen Maintenance @ 25°C / 77°F	17	1.00	0.95	0.90	0.80	147,000
L70 Lumen Maintenance @ 50°C / 122°F		1.00	0.89	0.78	0.55	67,000
L80 Lumen Maintenance @ 40°C / 104°F		1.00	0.92	0.85	0.70	66,000

**NOTES:**  
 1. Projected per IESNA TM-21-11. Data references the extrapolated performance projections for the base model in a 25°C ambient, based on 10,000 hours of LED testing per IESNA LM-80-08.  
 2. Compare to MH box indicates suggested Light Loss Factor (LLF) to be used when comparing to Metal Halide (MH) systems.