

# PETH-PLBT

## Tunable LED Back-Lit Panel

The PETH-PLBT Tunable LED Back-Lit Panel, Select (3-Wattages + 3-CCT), ~117lm/W, Damp Location Rated, Dimmable + Smart Ready



### FEATURES

Lumen Output	2925 to 5850 lumens
Efficacy	~117 lm/W
Input Voltage	120-277V
Dimmable	0-10V Continuous
CCT	Select (3500K, 4000K, 5000K)
Size	2x2, 1x4, and 2x4
Warranty	7 Years

### APPLICATIONS

Premium indoor luminaire suitable for general indoor commercial spaces, lobbies, offices, meeting rooms, schools, retail stores, restrooms, hallways, and work-stations.

### CONSTRUCTION

Manufactured for durability using aluminum sheet housing with satin coating to resist corrosion, discoloration, and scratching. Damp Location rated.

### ELECTRICAL

Input voltage 120-277V with 0-10V Continuous Dimming. Tunable 3-CCT (3500K, 4000K, 5000K) and Tunable 3-Wattage 2x2 and 1x4 (25W, 30W, 40W), 2x4 (30W, 40W, 50W). Operating temperatures -4°F to 122°F (-20°C to 50°C).

### MOUNTING

Recessed T-Bar Ceiling Mount. Optional Surface Mount Kits and Flange Kits available.

### OPTICS

Anti-UV Frosted Polycarbonate Lens.

### EMERGENCY

Emergency Battery Backup Tunable, Select (10W, 15W, 20W) installed available.

### LISTINGS

DLC listed. UL certified to meet US and Canadian standards. FCC, CE and RoHS compliant.


### WARRANTY

7 year exclusive limited warranty. View complete product warranty information.



2x2, 1x4, and 2x4 Tunable Models

### TUNABLE CORRELATED COLOR TEMPERATURES (CCT)



**SPECIFICATIONS**

**ENERGY DATA**

Input Voltage: 120-277V  
 Input Frequency: 50/60 Hz  
 Wattage: Select (25W, 30W, 40W), (30W, 40W, 50W)  
 Power Factor: >0.9  
 Total Harmonic Distortion (THD): 10%  
 Operating Temperature: -4°F to 122°F (-20°C to 50°C)

**LIGHTING DATA**

Lumens: Select (2925, 3510, 4680), (3510, 4680, 5850)  
 Lumens Per Watt: ~117 lm/W (Range: 110 lm/W to 123 lm/W)  
 Color Correlated Temperature (CCT): Select (3500K, 4000K, 5000K)  
 Dimmable: 0-10V  
 Color Rendering Index (CRI): >80  
 L70: 100000 hours

**ORDERING INFORMATION**

Model	Size	Wattage	Voltage	Current	Lumens	Efficacy	CCT	Dimming	Color	Dimensions	Weight
PTH-PLBT-22-40W	2x2	25W	120-277V	0.21A@120V, 0.09A@277V	2925	~117 lm/W	(3500K, 4000K, 5000K)	0-10V	White	23.70"L x 23.70"W x 1.60"H	5.78 lbs
		30W		0.25A@120V, 0.11A@277V	3510						
		40W		0.33A@120V, 0.14A@277V	4680						
PTH-PLBT-14-40W	1x4	25W	120-277V	0.21A@120V, 0.09A@277V	2925	~117 lm/W	(3500K, 4000K, 5000K)	0-10V	White	47.80"L x 12.00"W x 1.60"H	6.00 lbs
		30W		0.25A@120V, 0.11A@277V	3510						
		40W		0.33A@120V, 0.14A@277V	4680						
PTH-PLBT-24-50W	2x4	30W	120-277V	0.25A@120V, 0.11A@277V	3510	~117 lm/W	(3500K, 4000K, 5000K)	0-10V	White	47.80"L x 23.70"W x 1.60"H	9.22 lbs
		40W		0.33A@120V, 0.14A@277V	4680						
		50W		0.42A@120V, 0.18A@277V	5850						

Mount	Emergency
FK22	2x2 Flange Kit BLD-AM20D-480800 INSTALLED - Emergency Battery Backup Tunable, Select (10W, 15W, 20W)
FK24	2x4 Flange Kit (Blank) None
FPSMK22	2x2 Surface Mount Kit
FPSMK24	2x4 Surface Mount Kit
(Blank)	None

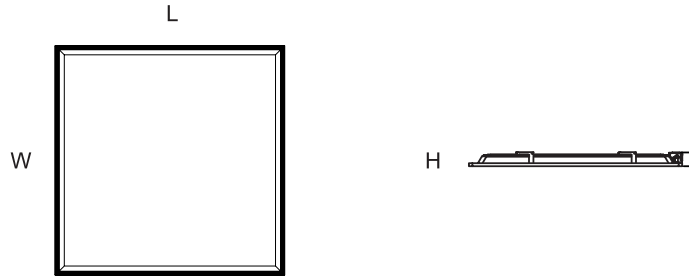
**ORDERING GUIDE**

PTH	PLBT	22	40W	FK22	BLD-AM20D-480800
PTH	Group	Size	Wattage	Mount	Emergency

**PHYSICAL DIMENSIONS**

**2x2 Models**

23.70"L x 23.70"W x 1.60"H




**1x4 Models**

47.80"L x 12.00"W x 1.60"H



**2x4 Models**

47.80"L x 23.70"W x 1.60"H



**PETH-PLBT-22-40W**

