

## PSL

### Strip Light

#### STANDARD



#### FEATURES

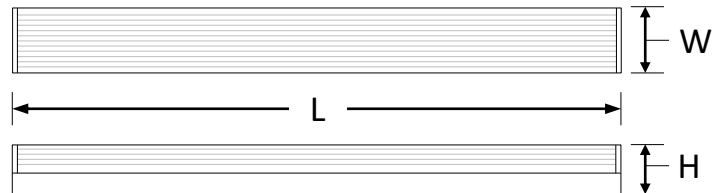
- Available in 3500k (warm/neutral white), 4000k (neutral white) and 5000k (cool white) color temperatures.\*
- Long-life LEDs provide 190,000 hours of operation with at least 70% of initial lumen output (L70).\*\*
- PSL-2FT-25L provides a range of 2,527 to 2,545 nominal lumens and 128 to 129 lumens per watt (LPW).\*
- PSL-3FT-33L provides a range of 3,264 to 3,333 nominal lumens and 132 to 135 LPW.\*
- PSL-4FT-46L provides a range of 4,577 to 4,615 nominal lumens and 133 to 134 LPW.\*
- PSL-8FT-80L provides a range of 8,765 to 9,002 nominal lumens and 138 LPW.\*
- Universal 120-277 AC voltage (50-60Hz) is standard.
- 0-10vdc dimming capability is standard.
- Power factor > 0.90.
- Total harmonic distortion < 20%.
- Color rendering index > 80.
- Steel housing and PMMA lens.
- Easy installation in new construction or retrofit.

#### WARRANTY & LISTINGS

- cULus approved for damp locations in ambient temperatures from (-20°C to 50°C / -4°F to 122°F).\*
- DLC premium approved.
- Complies with FCC Part 15, Class A.
- Low risk of flicker per IEEE1789-2015 at 100% light output.
- Complies with IEEE C.62.41-1991, Class A input transient surge protection (2.0kV).
- Complies with RoHS (Restriction on Hazardous Substances) requirements.
- 5-year warranty of all electronics and housing.
- Maximum ambient temperature for SL-8FT-80L = 35°C



#### DIMENSIONS




	PSL-2FT	PSL-3FT	PSL-4FT	PSL-8FT
<b>Length – L</b>	22.2"	35"	47.3"	94.2"
<b>Width – W</b>	3.3"	3.3"	3.3"	3.3"
<b>Height – H</b>	3.6"	3.6"	3.6"	3.6"
<b>Weight (lbs.)</b>	<b>2.6</b>	<b>3.7</b>	<b>5.3</b>	<b>10.4</b>

#### COMPATIBLE EMERGENCY DRIVERS INTERNALLY INSTALLED\*

Model	Emergency Options
PSL-2FT-25L-xK	N/A
PSL-3FT-33L-xK	EM8 / EC8
PSL-4FT-46L-xK	EM8 / EC8 EM12 / EC12 EM16 / EM16
PSL-8FT-80L-xK	EM8 / EC8 EM12 / EC12 EM16 / EC16 EM20 / EC20 EM24 / EC24

\* For list of remote mountable emergency drivers, see *ACCESSORIES*



Job Name: \_\_\_\_\_

Type: \_\_\_\_\_

Part #: \_\_\_\_\_

Notes: \_\_\_\_\_

## ORDERING INFORMATION

Series	Color Temperature		Occupancy Sensor <sup>1,2</sup>		Internally Installed Emergency Drivers	
PSL2FT-25L	35K	3500k	OS	Passive infrared	EM8	800 lumens
PSL3FT-33L	4K	4000k	ODS	Microwave	EM12	1,200 lumens
PSL4FT-46L	5K	5000k	Blank	No occupancy sensor	EM16	1,600 lumens
PSL8FT-80L					EM20	2,000 lumens
					EM24	2,400 lumens
					EC8	800 lumens
					EC12	1,200 lumens
					EC16	1,600 lumens
					EC20	2,000 lumens
					EC24	2,400 lumens
					Blank	No emergency driver

## EMERGENCY DRIVERS – PERFORMANCE DATA

Emergency Driver Part Number	EM8 / EC8		EM12 / EC12		EM16 / EC16		EM20 / EC20		EM24 / EC24		Runtime
	Watts	EM Lumens	Watts	EM Lumens	Watts	EM Lumens	Watts	EM Lumens	Watts	EM Lumens	
PSL-2FT-25L-xK	5.0	650	7.8	1014	10.7	1391	13.7	1781	17.0	2210	90 MINS.
PSL-3FT-33L-xK	5.0	650	7.8	1014	10.7	1391	13.7	1781	17.0	2210	
PSL-4FT-46L-xK	5.0	650	7.8	1014	10.7	1391	13.7	1781	17.0	2210	
PSL-8FT-80L-xK	5.0	650	7.8	1014	10.7	1391	13.7	1781	17.0	2210	

### PSL-2FT-25L-5K

#### Luminaire Data

Description	STRIP LIGHT 2FT, 5K
Total Lumens	2,540
Input Wattage	20
Efficacy (lm/W)	129
Spacing Criterion (0-180°)	1.20
Spacing Criterion (90-270°)	1.32


## ACCESSORIES (Order Separately)

### Remote Mount Emergency Drivers

PBLEDEM-CP-800	=	Emergency driver - EM8
PBLEDEM-CP-1200	=	Emergency driver - EM12 Emergency
PBLEDEM-CP-1600	=	driver - EM16 Emergency driver -
PBLEDEM-CP-2000	=	EM20 Emergency driver - EM24
PBLEDEM-CP-2400	=	Emergency driver - EC8 - CEC listed
PBLEDEM-CP-800-CEC	=	Emergency driver - EC12 - CEC listed
PBLEDEM-CP-1200-CEC	=	Emergency driver - EC16 - CEC listed
PBLEDEM-CP-1600-CEC	=	Emergency driver - EC20 - CEC listed
PBLEDEM-CP-2000-CEC	=	Emergency driver - EC24 - CEC listed
PBLEDEM-CP-2400-CEC	=	

### Wire Guard

PSL-2FT-WG	=	Wire-guard kit – 2FT
PSL-3FT-WG	=	Wire-guard kit – 3FT
PSL-4FT-WG	=	Wire-guard kit – 4FT
PSL-8FT-WG	=	Wire-guard kit – 8FT



**COMPATIBLE DIMMERS**

Manufacturer	Model Number	Dimming Range	Load Switching Capacity
Lutron	DVSTV	10%-100%	450W
Leviton	IP710-LFZ	10%-100%	1200W
General Protecht	DMD-LED3-102	10%-100%	600W

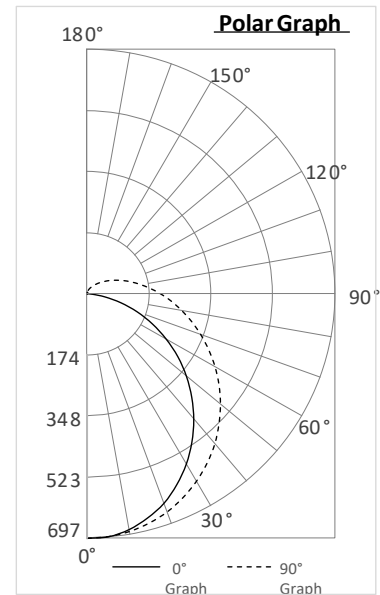
**ELECTRICAL**


Series	Color Temperature	CRI <sup>1</sup>	Luminaire Lumens	Luminaire Watts	Lumens Per Watt	Input Voltage <sup>2</sup>	Input Current (A)			Power Factor	THD <sup>3</sup>	L <sub>70</sub> Hours <sup>4</sup>
							120V	240V	277V			
PSL-2FT-25L-35K	3500k	> 80	2,545	20	129	120-277	0.17	0.08	0.07	> 90%	< 20%	190,000
PSL-2FT-25L-4K	4000k	> 80	2,527	20	128	120-277	0.17	0.08	0.07	> 90%	< 20%	190,000
PSL-2FT-25L-5K	5000k	> 80	2,540	20	129	120-277	0.17	0.08	0.07	> 90%	< 20%	190,000
PSL-3FT-33L-35K	3500k	> 80	3,279	25	132	120-277	0.21	0.10	0.09	> 90%	< 20%	190,000
PSL-3FT-33L-4K	4000k	> 80	3,264	25	132	120-277	0.21	0.10	0.09	> 90%	< 20%	190,000
PSL-3FT-33L-5K	5000k	> 80	3,333	25	135	120-277	0.21	0.10	0.09	> 90%	< 20%	190,000
PSL-4FT-46L-35K	3500k	> 80	4,577	34	133	120-277	0.28	0.14	0.12	> 90%	< 20%	190,000
PSL-4FT-46L-4K	4000k	> 80	4,615	34	134	120-277	0.28	0.14	0.12	> 90%	< 20%	190,000
PSL-4FT-46L-5K	5000k	> 80	4,600	35	133	120-277	0.29	0.15	0.13	> 90%	< 20%	190,000
PSL-8FT-80L-35K	3500k	> 80	9,002	65	138	120-277	0.53	0.27	0.23	> 90%	< 20%	190,000
PSL-8FT-80L-4K	4000k	> 80	8,884	64	138	120-277	0.53	0.27	0.23	> 90%	< 20%	190,000
PSL-8FT-80L-5K	5000k	> 80	8,765	64	138	120-277	0.53	0.27	0.23	> 90%	< 20%	190,000

**Zonal Lumen Summary**

Zone	Lumens	%Fixt
0-20°	253	10.0%
0-30°	538	21.2%
0-40°	882	34.7%
0-60°	1,585	62.4%
0-80°	2,098	82.6%
0-90°	2,253	88.7%
10-90°	2,188	86.1%
20-40°	628	24.7%
20-50°	990	39.0%
40-70°	994	39.1%

Zone	Lumens	%Fixt
60-80°	513	20.2%
70-80°	222	8.8%
80-90°	156	6.1%
90-110°	178	7.0%
90-120°	224	8.8%
90-130°	253	9.9%
90-150°	279	11.0%
90-180°	286	11.3%
110-180°	109	4.3%
0-180°	2,540	100.0%





Job Name: \_\_\_\_\_

Type: \_\_\_\_\_

Part #: \_\_\_\_\_

Notes: \_\_\_\_\_

## PSL-3FT-33L-5K

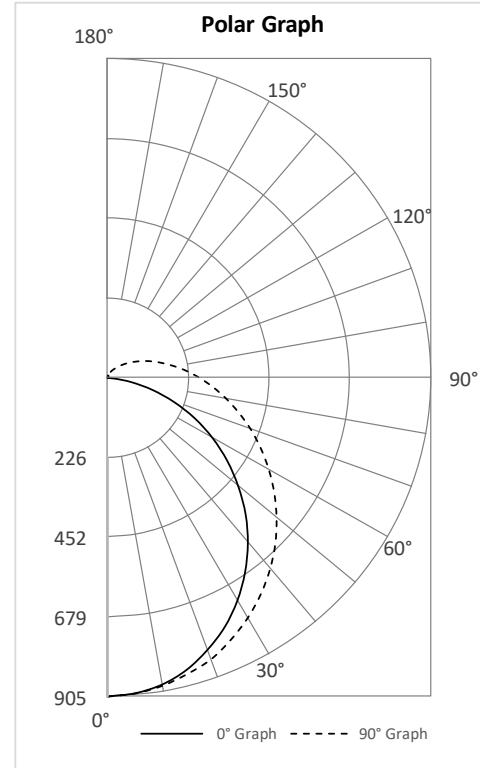
### Luminaire Data

Description	STRIP LIGHT 3FT, 5K
Total Lumens	3,333
Input Wattage	25
Efficacy (lm/W)	135
Spacing Criterion (0-180°)	1.22
Spacing Criterion (90-270°)	1.30

### Zonal Lumen Summary

Zone	Lumens	%Fixt
0-20°	329	9.9%
0-30°	699	21.0%
0-40°	1,147	34.4%
0-60°	2,068	62.0%
0-80°	2,745	82.3%
0-90°	2,952	88.6%
10-90°	2,867	86.0%
20-40°	818	24.6%
20-50°	1,291	38.7%
40-70°	1,303	39.1%

Zone	Lumens	%Fixt
60-80°	677	20.3%
70-80°	295	8.8%
80-90°	207	6.2%
90-110°	237	7.1%
90-120°	299	9.0%
90-130°	337	10.1%
90-150°	372	11.2%
90-180°	381	11.4%
110-180°	144	4.3%
0-180°	3,333	100.0%



## PSL-4FT-46L-5K

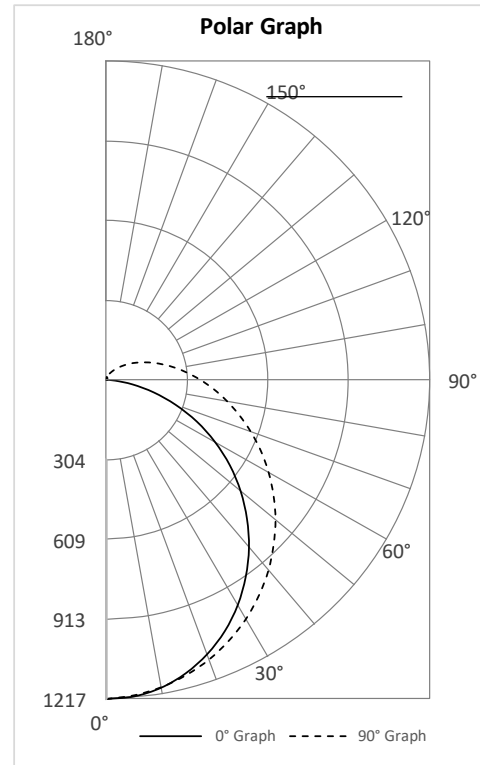
### Luminaire Data


Description	STRIP LIGHT 4FT, 5K
Total Lumens	4,600
Input Wattage	35
Efficacy (lm/W)	133
Spacing Criterion (0-180°)	1.22
Spacing Criterion (90-270°)	1.30

### Zonal Lumen Summary

Zone	Lumens	%Fixt
0-20°	443	9.6%
0-30°	943	20.5%
0-40°	1,550	33.7%
0-60°	2,810	61.1%
0-80°	3,753	81.6%
0-90°	4,046	87.9%
10-90°	3,931	85.4%
20-40°	1,107	24.1%
20-50°	1,751	38.1%
40-70°	1,790	38.9%

Zone	Lumens	%Fixt
60-80°	943	20.5%
70-80°	413	9.0%
80-90°	293	6.4%
90-110°	341	7.4%
90-120°	432	9.4%
90-130°	489	10.6%
90-150°	541	11.8%
90-180°	555	12.1%
110-180°	214	4.6%
0-180°	4,600	100.0%





Job Name: \_\_\_\_\_

Type: \_\_\_\_\_

Part #: \_\_\_\_\_

Notes: \_\_\_\_\_

## PSL-8FT-80L-5K

### Luminaire Data

Description	STRIP LIGHT 8FT, 5K
Total Lumens	8,765
Input Wattage	64
Efficacy (lm/W)	138
Spacing Criterion (0-180°)	1.22
Spacing Criterion (90-270°)	1.30

### Zonal Lumen Summary

Zone	Lumens	%Fixt
0-20°	844	9.6%
0-30°	1,796	20.5%
0-40°	2,953	33.7%
0-60°	5,353	61.1%
0-80°	7,150	81.6%
0-90°	7,708	87.9%
10-90°	7,490	85.4%
20-40°	2,109	24.1%
20-50°	3,337	38.1%
40-70°	3,411	38.9%

Zone	Lumens	%Fixt
60-80°	1,797	20.5%
70-80°	786	9.0%
80-90°	558	6.4%
90-110°	650	7.4%
90-120°	824	9.4%
90-130°	932	10.6%
90-150°	1,030	11.8%
90-180°	1,057	12.1%
110-180°	407	4.6%
0-180°	8,765	100.0%

