

SEEXLPS Series Higher Wattage Inverters

DESCRIPTION

- Midsize-electrical inverter systems for powering up to 750 to 1150 watts of incandescent, fluorescent, induction or LED lighting loads. Pulse width modulated (**PWM**) output design provides clean, 60 Hz. sinusoidal emergency power to loads
- All models are designed for fast, easy wall mounting

ELECTRICAL SPECIFICATIONS

Input

- Input Voltages: Dual 120 or 277VAC $\pm 10\%$ (User selectable with two jumper wires provided)
- Input Frequencies: 60Hz $\pm 2\%$
- Input Surge Protection: Meets UL924
- Input Protection: Provided by Service Panel rated at 20 amps maximum

Output

- Output Voltages: 120 or 277VAC, 60Hz
- Efficiency Rating: 98% at full rated load (line)
- Waveform: Sinusoidal (digitally controlled)
- Static Voltage: $\pm 5\%$ during battery discharge. 0-100% linear load.
- Output Frequencies: 60Hz. $\pm 0.3\text{Hz}$ during emergency cycle
- Output Distortion: Less than 3% THO (linear load)
- Transfer Time: Less than 1.0 second
- Load Power Factor Range: 0.88 Lead to 0.88 Lag
- Minimum Loading: 0% of rated system capacity
- Output Protection: Circuit breaker and overload shut down protection

MOUNTING

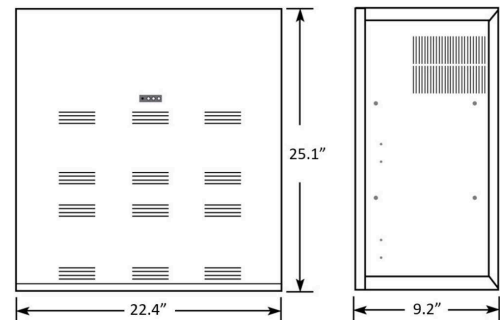
- Surface mount models are designed for mounting to walls by means of keyhole slots provided in the back of the unit housing

HOUSING

- Heavy duty steel cabinet is finished in white baked-on powder paint providing scratch and corrosion resistance.
- Optional special color paint (-SP) finishes are available upon request.



True Sinusoidal Output Power



WARRANTY / LISTING

- Unit: (excluding lamps) Full coverage against defects in materials and workmanship for 3 years from date of shipment
- Battery: 3 years full warranty plus an additional 7 years of prorated coverage
- All models are UL924 Listed and meet NFPA 101 Life Safety Code, NEC, OSHA, Local and State Codes.
- UL Listed for damp locations (20° - 30°C) Certified to CEC Under Title 20 regulations
- FCC Part 15 Class A Compliant

STANDARD



OPTIONAL



The SEEXLPS Series is designed to provide 750 to 1150 watts of emergency power to Incandescent, Fluorescent, Induction and/or LED fixtures. The SEEXLPS unit provides clean, sinusoidal AC output power allowing it to be remotely mounted up to 1,000 feet away from the controlled fixture(s). Unlike a ballast fluorescent emergency pack, the SEEXLPS provided power to the input side of the fixture (including the fixture ballast) eliminating any chance of incompatibility. The SEEXLPS Series is designed for surface mounting. All SEEXLPS systems will provided emergency power output for a minimum of 90 minutes.

*For powering incandescent, fluorescent, induction and LED fixtures **

FEATURES

- Sinusoidal output eliminates compatibility problems
- Universal 120/277VAC, 60Hz. input/output
- Unit capacities up to 1150 watts
- "Soft Start" design reduces fixture inrush current
- Unit may be installed up to 1,000 feet from controlled fixture(s)
- Lumen output from fixture is 100% of nominal
- Unique design eliminates compatibility problems with LED drivers as well as fluorescent and induction ballasts
- Compatible with dimming ballasts
- Normally-ON and/or Normally-OFF load output
- Provisions for local switching capability - Always on during emergency conditions regardless of local switch position
- Emergency fixtures can be ON, OFF or SWITCHED
- So/id-state, line latched low voltage disconnect provides protection against battery deep discharge
- Long life, maintenance-free lead-calcium battery
- Momentary test switch
- AC-ON, Charge-ON and Inverter-ON LED indicators

* Consult factory for compatibility for other lamp types

WIRING

Connection to an unswitched AC circuit is required by the NEC. Wiring access is provided for by conduit knockouts in the unit housing.

LOAD COMPATIBILITY

SEEXLPS model's clean, sinusoidal AC output will operate incandescent lamps as well as all common fluorescent, induction and LED lamp types. Consult factory for compatibility with all other lamp types. Lighting loads are driven at 100% output for the entire emergency power cycle. This outstanding feature translates into greater occupant egress vision and safety.

GENERAL SPECIFICATIONS

MODEL NUMBER	INPUT/OUTPUT VOLTAGE	CAPACITY FOR 1-1/2 HRS. WATTS/VA	SYSTEM WEIGHT		SYSTEM EFFICIENCY (FULL LOAD)	NUMBER OF BATTERIES	NUMBER OF BATTERY STRINGS	BATTERY VOLTAGE (VDC)	BATTERY CURRENT (ADC)	AC INPUT		THERMAL OUTPUT { BTUs }		HOUSING DIMENSIONS		
			LBS.	KG.						CURRENT (MAX AMPS)		ON-LINE	EMERGENCY	LENGTH	HEIGHT	DEPTH
SEEXLPS-750	120/277 VAC	750/750	190	86.2	98%	8	2	48	18.2	7.53	3.26	14	416	22.4"	25.1"	9.2"
SEEXLPS-950	120/277 VAC	950/950	222	100.7	98%	10	2	60	18.2	8.45	3.66	18	484	22.4"	25.1"	9.2"
SEEXLPS-1150	120/277 VAC	1150/1150	254	115.2	98%	12	2	72	18.2	10.2	4.42	22	535	22.4"	25.1"	9.2"



SYSTEM OPTIONS

ADD SUFFIX⁽¹⁾⁽²⁾

-OCBX (X = 1 to 6): One to Six Output Breakers ⁽⁵⁾

-CB: Input Breaker⁽⁵⁾

-SP: Special Housing Color (specify)

-4AO: Adjustable Output/Dimmer Bypass ⁽³⁾⁽⁴⁾

-4C: Four Output Circuit Switching ⁽³⁾⁽⁴⁾

-SDT: Self-Testing/Self-Diagnostics ⁽³⁾

(1) Other options available. Consult factory.

(2) Some options may impact product UL listing. Consult factory.

(3) (3) For more information, separate specification sheets are available

(4) the -4AO, -4C and -SDT options. Consult factory (4) Not available together

(5) (5) Total number of Circuit breakers not to exceed six

BATTERIES AND CHARGER

Battery

Battery: Sealed Lead Calcium (10 year life)

Battery Voltage: 48VDC for SEEXLPS-750, 60VDC for SEEXLPS-950, and 72VDC for SEEXLPS-1150 models

Runtime: 90-minutes standard - based on battery performance at (25°C). Other runtimes available, consult factory.

Battery Protection: Low Voltage Battery Disconnect protects the battery from being severely damaged by deep discharge during prolonged power failures. Reverse polarity, DC Overload and Short Circuit Protection provided by a DC input breaker and fuse.

Charger

Charger Type: Fully automatic, temperature compensated, dual-mode charger

Power Consumption (Charger Only):

53W maximum (4.3W in standby) for SEEXLPS-750 model

63W maximum (5.4W in standby) for SEEXLPS-950 model

73W maximum (6.7W in standby) for SEEXLPS-1150 model

Recharge Duty Cycle: Meets UL924 requirements

Battery Circuit Breaker: Also used as battery isolator

Controls: Momentary test switch, AC-ON, Charge-ON and Inverter-ON LED indicator lights

Safety Circuitry: AC Lockout prevents battery discharge prior to initial unit power-up.

Brownout Protection automatically switches the unit to emergency mode when utility voltage is significantly reduced

Environmental

Altitude: < 10,000 feet (3,000m) above sea level without derating.

Operating Temperature Range: 20°C to 30°C

NOTE: Optimum system performance between 20°C and 30°C; temperatures outside of this range will affect battery performance and life.

Relative Humidity: 95% non-condensing

OPERATION

Upon failure of the normal utility power the SEEXLPS unit is automatically turned on by a solid state switching circuit and provides a minimum of 90 minutes of emergency power to the connected load. Lumen output will be maintained at 100% of the lamp's rating throughout the entire duration. A solid state low voltage disconnect circuit is used to protect the battery from being severely damaged by a deep discharge. When normal utility power is restored, the unit switches the load back to normal utility operation and the fully automatic, temperature compensated, dual mode charger begins to restore the battery; bringing it to full charge within UL 924 specified parameters.

SYSTEM STATUS MONITORING PANEL



All SEEXLPS systems provide a monitoring panel on the front of the unit to show operating status at all times. The panel provides a test switch for user initiated system tests and a 3-LED array that provides an intuitive visual indication of unit readiness.

IMPROVED AESTHETICS

The SEEXLPS system's sinusoidal AC output design eliminates voltage drop and proximity concerns. This allows added flexibility in installation location as SEEXLPS units can be installed hundreds of feet from the units they power. This means SEEXLPS units to be located conveniently out of sight in closets or utility rooms without interrupting architectural aesthetics.

In lighting applications, no special or additional emergency fixtures are necessary. Simply designate and connect existing lighting fixtures, either interior or exterior, to the SEEXLPS unit for emergency operation eliminating the need for exposed, stand-alone emergency luminaires.

SEEXLPS SYSTEM ADVANTAGES

Compared to traditional discrete emergency lighting units, the SEEXLPS Series provides emergency illumination from a single power source resulting in lower maintenance over-head and routine testing expenses. SEEXLPS units lower installation costs by powering existing lighting fixtures during emergencies. And because connected fixtures are driven at full brilliancy, they provide far superior egress lighting and deliver improved occupant safety.

SUGGESTED SPECIFICATIONS

An inverter system with sinusoidal output shall be supplied capable of powering any combination of lighting fixtures, including incandescent, fluorescent, induction and/or LED light sources without compatibility problems.

The system shall transfer in less than 1.0 second to reliably back up lighting fixtures without loss of illumination and operate any and all connected lighting fixtures at full lumen output during the complete 90-minute discharge cycle.

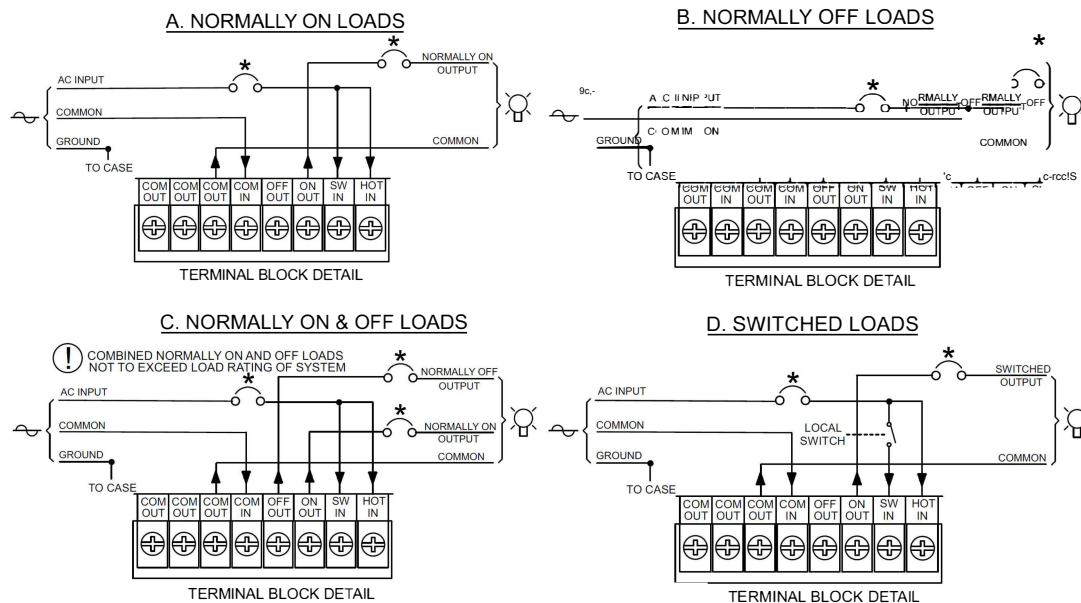
The input voltage shall be the same as the output voltage and shall be single phase 120/127V volts, 60 Hz. Output capacity will be (750W/750V) or (950W/950V) or (1150W/1150VA) for a minimum duration of 90 minutes. The design shall be a standby, off-line inverter with on-line efficiency of 98%; on-line double conversion UPS systems shall not be considered acceptable alternatives. SEEXLPS System output shall be a PWM generated sine wave with less than 3% total harmonic distortion with Soft Start design reducing fixture inrush current. The system shall also provide short circuit and overload protection as standard. An intuitive three LED display shall provide system operational information at a glance and alert user to any malfunction in system performance. Authorized maintenance personnel shall have access to the system's controls while being protected from any live exposed connections.

Protective devices shall include AC Line fuses, DC input breaker and a DC input fuse. The entire SEEXLPS system, including batteries, shall be incorporated into compact cabinetry which shall have provisions for surface mounting.

System shall be capable of providing up to 4 switch bypass circuits, adjustable output with 2.5 to 10 volt dimmer bypass and self-test/self-diagnostics, where necessary.

System shall utilize a sealed lead calcium battery with a 10 year design life. The charger shall be temperature compensated, dual mode type, and recharge the batteries as per UL924 guidelines. Entire system shall be tested, approved, and labeled to UL924 Emergency Lighting and Power Systems standards. The batteries as per UL924 guidelines. Entire system shall be tested, approved, and labeled to UL924 Emergency Lighting and Power Systems standards.

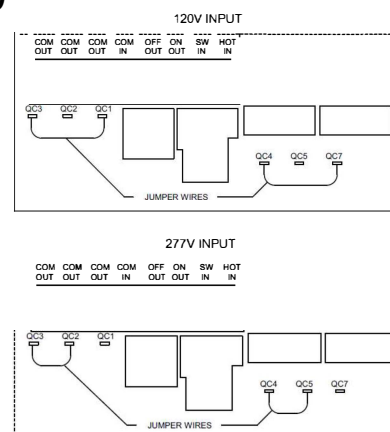
STANDARD WIRING DIAGRAMS



NOTES:

- INPUT SUPPLY FROM UNSWITCHED UTILITY RATED 20 AMPS MAXIMUM.
- OUTPUT(S) TO LIGHTING LOADS
- * AVAILABLE WITHIN UNIT AS OPTION N

VOLTAGE SELECTION DETAIL IL



NOTE:
Factory terminated jumper wires are provided with SEEXLPS Systems for making user selected input/output voltage connections.