

PPLU Series

Hazardous Location LED Luminaire

Product Description:

The PPLU Series LED Luminaire can be used in locations made hazardous by the presence of flammable vapors, gases or combustible dusts or fibers as defined by NEC, ATEX, IECEx. The PPLU series housing is die-cast aluminum and bolts / brackets are stainless steel. Pendant mount is standard along with U-bracket wall mount. The lens is polycarbonate spherical lens. Emergency battery backup is available.

Applications:

- Power Plants / Heavy Industrials Storage Facility
- Paper Mills / Wastewater Treatment Plants
- Loading Docks / Platforms / Shipyards
- Chemical Processing Facility
- Petrochemical Processing Facility
- Mining
- Ocean Marine
- LNG facilities
- Metal Industry
- Food & Alcohol, distilling

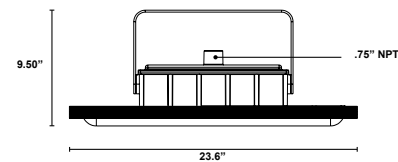
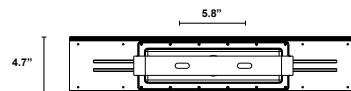
Features:

- Replaceable Drive & LED's
- U Bracket Standard (for wall mounting)
- Pendant Mount standard
- Dimmable and non-dimmable options available.
- Emergency battery backup available (adds to height)
- Standard 120-277V, Available options: 277-480V, 37VDC
- 2000-11,200 Lumens
- Buy American option (BAA, TAA)
- **Housing:** A383 Die Cast Aluminum
- **Gasketing:** Fluorosilicone Rubber
- **Hardware:** Stainless Steel
- **Finish:** Polyester Powdercoat
- **Lens:** Polycarbonate option flat glass
- **Expected Life:** Over 85,000 hrs.
- **Rating:** IP66 & IK10
- **Color Rendering Index (CRI):** 70
- **Operating Temp:** -40°C – +60°C
- **Relative Humidity:** 10-90% RH
- **Power Factor:** >.95
- **Input Line Voltage:** 90-305 / 200-525 VAC
- **Input Line Frequency:** 50/60 Hz
- **LED Chips:** Philips
- **Driver:** Meanwell
- **Surge Protection:** 10KV
- **DC Output Ripple & Noise:** <200mVP-P
- **T-Rating:** T3

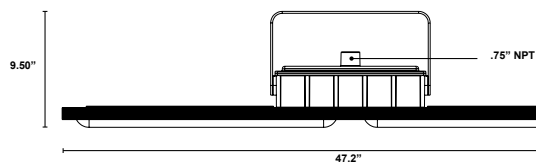
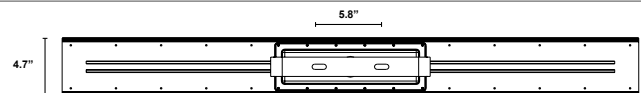


Product Dimensions

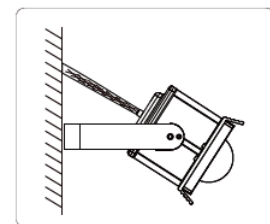
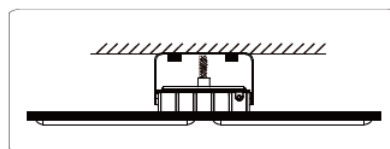
20W



40W - 50W - 60W



Mounting



Compliance

UL 844 Hazardous Locations North America

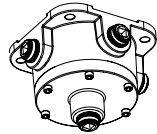
- Class I, Division 2, Groups A, B, C, D
- Class II, Division 1, Groups E, F, G
- Class II, Division 2, Groups F, G
- Class III

Marking Atex

- II3 G Ex ec IIC T5/T6 Gc
- II2 D Ex tb IIIC T80/100°C Db IP66

Mounting Accessories

OPEB: Junction Box



Marking ICEX

- Ex ec IIC T5/T6 Gc
- Ex tb IIIC T80/100°C Db IP66

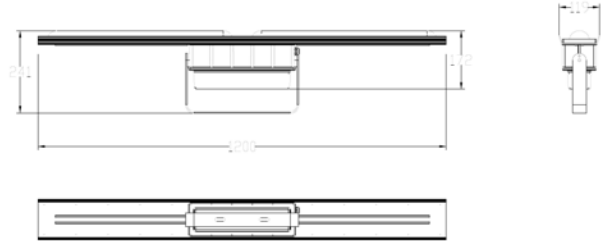
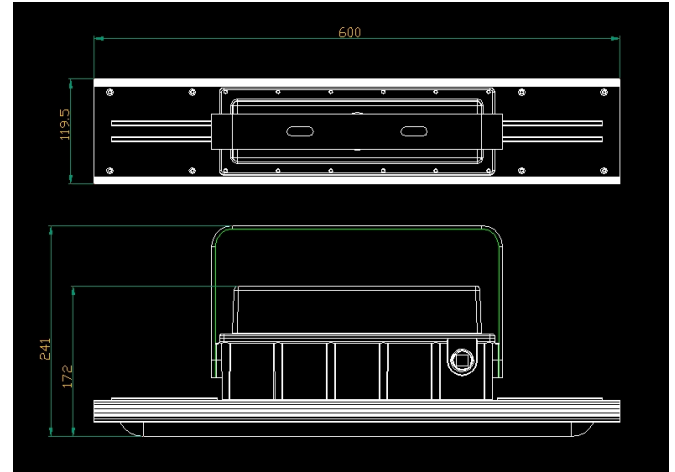
Marking Marine

- UL1598,
UL1598A
- ABS

Other Markings / Standards

- IP66

Dimensions Battery Back up



Photometric

120D

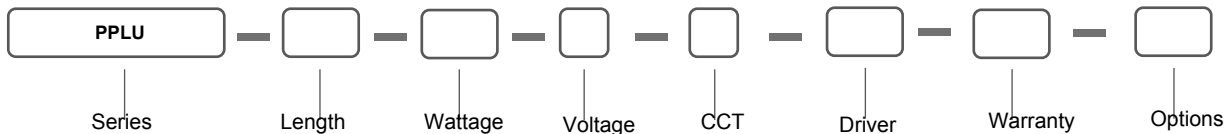
Center Beam fc		Beam Width	
10ft	25fc	30ft	34ft
20ft	6fc	59ft	67ft
30ft	3fc	89ft	100ft
40ft	1fc	148ft	134ft
50ft	0.6fc	178ft	168ft

■ Vert, Spread; 120°
■ Horiz, Spread; 120°

Lumen Chart

	3500K	4000K	5000K
20W	2,000 lm	2,560 lm	2,800 lm
40W	4,800 lm	5,120 lm	5,600 lm
60W	7,200 lm	7,680 lm	8,400 lm
80W			11,200 lm

Ordering Guide



SERIES	LENGTH	WATTAGE	VOLTAGE	COLOR TEMP	DRIVER	WARRANTY	OPTION
EPLU	2' = 2' 4 = 4'	2 = 20W 4 = 40W 6 = 60W 8 = 80W	LV = 100-277V HV = 277-480V	S ² = 3000K I = 4000K C = 5000K K = 6000K	D = Dimmable ND = Non-Dimmable	5Y = Five Year 10Y* = Ten Year Warranty* *Please contact factory for 10yr option.	S= Motion Sensor EM ² = 90 Minute Emergency OPEB= Operation Junction Box BAA= Buy American Act Compliant** TAA= Trade Agreements Act Compliant**

Notes

1. 2' Version available in 20W / 40W (40W AVAILABLE IN 2' AND 4' VERSIONS).
2. Contact factory for custom color temperatures (<3000K / >6000K).
3. Contact factory for battery backup dimensions