

PEAR Series

Hazardous Location LED Luminaire

Product description

The PEAR Series LED Luminaire can be used in locations made hazardous by the presence of flammable vapors or gases or combustible dusts as defined by the NEC. The PEAR Series is rated for Class 1, Division 1; Class 1, Division 2; Class 2, Division 2; Class 3 applications. The copper free cast aluminum housing allows for cool operating temperatures.

Features:

- High efficacy: up to 140lm/W
- Color temperature: 3000K, 4000K, 5000K, 6000K
- Variable optics 40° 60° 90° 120° for uniform illumination
- Copper free aluminum
- High vibration resistance
- Low maintenance costs
- Dimmable and battery back up function available.
- 5 or 10 year limited warranty option.
- Standard 2ft cable out of 3/4" threaded hub on top of fixture
- Trunnion Mount (Wall, Ceiling & Floor) Standard
- **Housing:** A383 Die Cast Aluminum
- **Gasketing:** Fluorosilicone Rubber
- **Hardware:** Stainless Steel 304
- **Finish:** Polyester Powdercoat
- **Lens:** Tempered Glass or Polycarbonate Lens
- **Expected Life:** Over 85,000 hrs.
- **Rating:** IP66 & IK10
- **Color Rendering Index (CRI):** 70
- **Operating Temp:**
 - o 20-150W: -40°C to +55°C
 - o 180-200W: -40°C to +45°C
- **Relative Humidity:** 0-90% RH
- **Power Factor:** >.95
- **Input Line Voltage:**
 - o 90-305
 - o 200-525 VAC
- **Input Line Frequency:** 50/60 Hz
- **LED Chips:** Philips
- **Driver:** Meanwell
- **Surge Protection:** 10KV
- **DC Output Ripple & Noise:** <200mVP-P



Applications:

- Power Plants / Heavy Industrials Storage Facility
- Paper Mills / Wastewater Treatment Plants
- Loading Docks / Platforms / Shipyards
- Chemical Processing Facility
- Petrochemical Processing Facility
- Mining
- Ocean Marine
- LNG facilities
- Metal Industry

Compliance

UL 844 Hazardous Locations North America

- Class I, Division 1, Groups C,D
- Class I, Division 2, Groups A,B,C,D
- Class II, Division 1, Groups E,F,G
- Class II, Division 2, Groups E,F,G
- Class III

Marking Marine

- UL1598A
- ABS

Other Markings / Standards

- IP66
- IK10



BAA and TAA available. Contact factory for more information and pricing.



5 Year and 10 Year Warranties Available

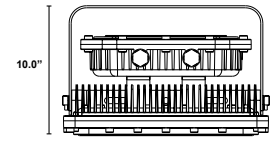
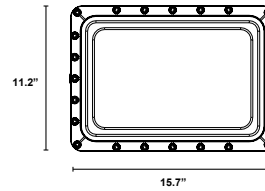
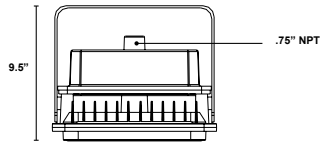
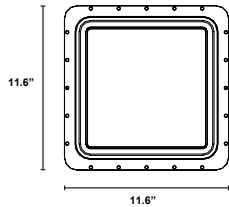
Photometric

40D				60D				90D				120D			
Center Beam fc		Beam Width		Center Beam fc		Beam Width		Center Beam fc		Beam Width		Center Beam fc		Beam Width	
4ft	2008fc	4ft	4ft	4ft	1434fc	6ft	5ft	4ft	1024fc	8ft	8ft	4ft	683fc	11ft	11ft
8ft	480fc	7ft	7ft	8ft	343fc	11ft	11ft	8ft	255fc	15ft	16ft	8ft	170fc	21ft	22ft
12ft	203fc	11ft	11ft	12ft	145fc	17ft	14ft	12ft	105fc	24ft	26ft	12ft	73fc	32ft	33ft
16ft	115fc	15ft	16ft	16ft	81fc	22ft	23ft	16ft	58fc	32ft	33ft	16ft	39fc	43ft	45ft
20ft	98fc	19ft	23ft	20ft	69fc	27ft	31ft	20ft	39fc	39ft	45ft	20ft	26fc	53ft	56ft
■ Vert, Spread; 40° ■ Horiz, Spread; 40°				■ Vert, Spread; 60° ■ Horiz, Spread; 60°				■ Vert, Spread; 90° ■ Horiz, Spread; 90°				■ Vert, Spread; 120° ■ Horiz, Spread; 120°			

Product Dimensions

20W - 40W - 60W - 80W

100W - 150W - 180W - 200W

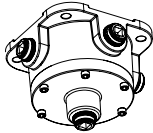


Lumen Chart

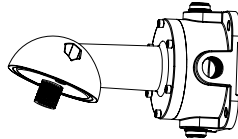
	3500K	4000K	5000K
20W	2,400 lm	2,560 lm	2,800 lm
40W	4,800 lm	5,120 lm	5,600 lm
60W	7,200 lm	7,680 lm	8,400 lm
80W	9,600 lm	10,240 lm	11,200 lm
100W	12,000 lm	12,800 lm	14,000 lm
150W	18,000 lm	19,200 lm	21,000 lm
180W	21,600 lm	23,040 lm	25,200 lm
200W	24,000 lm	25,600 lm	28,000 lm
200W			30,800 lm

Mounting Accessories

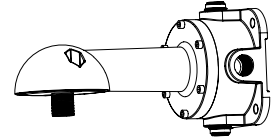
OPEB: Junction Box



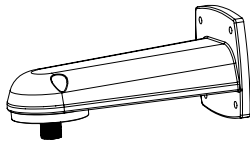
OPWA25: 25° Wall Mount & Junction Box



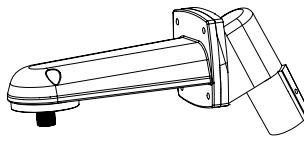
OPWA90: 90° Wall Mount & Junction Box



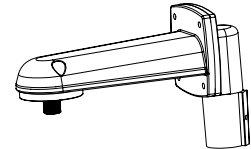
OPWA: 90° Wall Mount



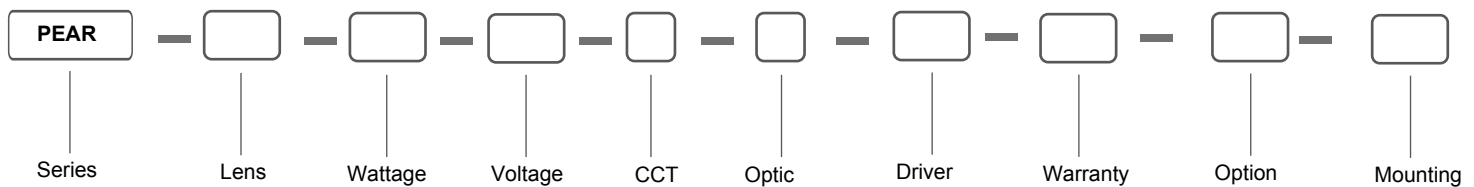
OPPS25: 25° Pole Mount



OPPS90: 90° Pole Mount



Ordering Information



SERIES	LENS	WATTAGE	VOLTAGE	COLOR TEMP	OPTIC	DRIVER
PEAR	G = Glass Lens P = Polycarbonate Lens	2 = 20W 4 = 40W 6 = 60W 8 = 80W 10 = 100W 15 = 150W 20 = 200W 22 = 220W	A = AC100-277V B = AC200-480V C = 12-48VDC	S = 3000K I = 4000K C = 5000K K = 6000K	M = 40° N = 60° O = 90° P = 120°	D = 0-10V Dimmi ND = No Dimming

WARRANTY

5Y = Five Year Warranty
 10Y* = Ten Year Warranty*

*Please contact factory for 10yr warranty option

OPTION

EM = Emergency Battery Backup

S = Sensor

BAA** = Buy American Act Compliant**

TAA** = Trade Agreements Act Compliant**

**Please contact factory for BAA and TAA options.

MOUNTING / ACCESSORIES

OPEB = Junction Box

OPCM = Ceiling / Surface Mounting & Junction Box: 3/4" NPT**

OPWA = 90° Wall Mount**

OPWA25 = 25° Wall Mount & Junction Box: 3/4" NPT **

OPWA90 = 90° Wall Mount & Junction Box: 3/4" NPT**

OPPS25 = 25° Pole Mount: 1-1/2" NPT**

OPPS90 = 90° Pole Mount: 1-1/2" NPT**

NOTES

- 20W, 40W, 60W & 80W Only Available in A 110/277V
- *35K Available; Please Consult Factory for Lead Times
- **Mounting Not Available in 100W, 150W, 180W & 200W